

2009

Virtual Compton scattering and neutral pion electroproduction in the resonance region up to the deep inelastic region at backward angles

G. Laveissiere

S. Jaminion

R. Di Salvo

K. Arundell
William & Mary

J. M. Finn
William & Mary

See next page for additional authors

Follow this and additional works at: <https://scholarworks.wm.edu/aspubs>

Recommended Citation

Laveissiere, G., Degrande, N., Jaminion, S., Jutier, C., Todor, L., Di Salvo, R., ... & Arundell, K. (2009). Virtual Compton scattering and neutral pion electroproduction in the resonance region up to the deep inelastic region at backward angles. *Physical Review C*, 79(1), 015201.

This Article is brought to you for free and open access by the Arts and Sciences at W&M ScholarWorks. It has been accepted for inclusion in Arts & Sciences Articles by an authorized administrator of W&M ScholarWorks. For more information, please contact scholarworks@wm.edu.

Authors

G. Laveissiere, S. Jaminion, R. Di Salvo, K. Arundell, J. M. Finn, M. K. Jones, C. F. Perdrisat, G. Quemener, G. Rutledge, and K. Wijesooriya

Virtual Compton scattering and neutral pion electroproduction in the resonance region up to the deep inelastic region at backward angles

G. Laveissière,¹ N. Degrande,² S. Jaminion,¹ C. Jutier,^{1,3} L. Todoro,³ R. Di Salvo,¹ L. Van Hoorebeke,² L. C. Alexa,⁴ B. D. Anderson,⁵ K. A. Aniol,⁶ K. Arundell,⁷ G. Audit,⁸ L. Auerbach,⁹ F. T. Baker,¹⁰ M. Baylac,⁸ J. Berthot,¹ P. Y. Bertin,¹ W. Bertozzi,¹¹ L. Bimbot,¹² W. U. Boeglin,¹³ E. J. Brash,⁴ V. Breton,¹ H. Breuer,¹⁴ E. Burtin,⁸ J. R. Calarco,¹⁵ L. S. Cardman,¹⁶ C. Cavata,⁸ C.-C. Chang,¹⁴ J.-P. Chen,¹⁶ E. Chudakov,¹⁶ E. Cisbani,¹⁷ D. S. Dale,¹⁸ C. W. de Jager,¹⁶ R. De Leo,¹⁹ A. Deur,^{1,16} N. d'Hose,⁸ G. E. Dodge,³ J. J. Domingo,¹⁶ L. Elouadrhiri,¹⁶ M. B. Epstein,⁶ L. A. Ewell,¹⁴ J. M. Finn,⁷ K. G. Fissum,¹¹ H. Fonvieille,^{1,*} G. Fournier,⁸ B. Frois,⁸ S. Frullani,¹⁷ C. Furget,²⁰ H. Gao,¹¹ J. Gao,¹¹ F. Garibaldi,¹⁷ A. Gasparian,^{18,21} S. Gilad,¹¹ R. Gilman,^{16,22} A. Glamazdin,²³ C. Glashauser,²² J. Gomez,¹⁶ V. Gorbenko,²³ P. Grenier,¹ P. A. M. Guichon,⁸ J. O. Hansen,¹⁶ R. Holmes,²⁴ M. Holtrop,¹⁵ C. Howell,²⁵ G. M. Huber,⁴ C. E. Hyde,^{1,3} S. Incerti,⁹ M. Iodice,¹⁷ J. Jardillier,⁸ M. K. Jones,⁷ W. Kahl,²⁴ S. Kamalov,²⁶ S. Kato,²⁷ A. T. Katramatou,⁵ J. J. Kelly,¹⁴ S. Kerhoas,⁸ A. Ketikyan,²⁸ M. Khayat,⁵ K. Kino,²⁹ S. Kox,²⁰ L. H. Kramer,¹³ K. S. Kumar,³⁰ G. Kumbartzki,²² M. Kuss,¹⁶ A. Leone,³¹ J. J. LeRose,¹⁶ M. Liang,¹⁶ R. A. Lindgren,³² N. Liyanage,¹¹ G. J. Lolos,⁴ R. W. Lourie,³³ R. Madey,⁵ K. Maeda,²⁹ S. Malov,²² D. M. Manley,⁵ C. Marchand,⁸ D. Marchand,⁸ D. J. Margaziotis,⁶ P. Markowitz,¹³ J. Marroncle,⁸ J. Martino,⁸ K. McCormick,³ J. McIntyre,²² S. Mehrabyan,²⁸ F. Merchez,²⁰ Z. E. Meziani,⁹ R. Michaels,¹⁶ G. W. Miller,³⁰ J. Y. Mougey,²⁰ S. K. Nanda,¹⁶ D. Neyret,⁸ E. A. J. M. Offermann,¹⁶ Z. Papandreou,⁴ C. F. Perdrisat,⁷ R. Perrino,³¹ G. G. Petratos,⁵ S. Platchkov,⁸ R. Pomatsalyuk,²³ D. L. Prout,⁵ V. A. Punjabi,³⁴ T. Pussieux,⁸ G. Quémenér,^{1,7} R. D. Ransome,²² O. Ravel,¹ J. S. Real,²⁰ F. Renard,⁸ Y. Roblin,¹ D. Rowntree,¹¹ G. Rutledge,⁷ P. M. Rutt,²² A. Saha,¹⁶ T. Saito,²⁹ A. J. Sarty,³⁵ A. Serdarevic,^{4,16} T. Smith,¹⁵ G. Smirnov,¹ K. Soldi,³⁶ P. Sorokin,²³ P. A. Souder,²⁴ R. Suleiman,¹¹ J. A. Templon,¹⁰ T. Terasawa,²⁹ L. Tiator,²⁶ R. Tieulent,²⁰ E. Tomasi-Gustafsson,⁸ H. Tsubota,²⁹ H. Ueno,²⁷ P. E. Ulmer,³ G. M. Urciuoli,¹⁷ R. Van De Vyver,² R. L. J. Van der Meer,^{4,16} P. Vernin,⁸ B. Vlahovic,^{16,36} H. Voskanyan,²⁸ E. Voutier,²⁰ J. W. Watson,⁵ L. B. Weinstein,³ K. Wijesooriya,⁷ R. Wilson,³⁷ B. B. Wojtsekhowski,¹⁶ D. G. Zaina,⁴ W.-M. Zhang,⁵ J. Zhao,¹¹ and Z.-L. Zhou¹¹

(Jefferson Lab Hall A Collaboration)

¹LPC-Clermont, Université Blaise Pascal, CNRS/IN2P3, F-63177 Aubière Cedex, France

²University of Gent, B-9000 Gent, Belgium

³Old Dominion University, Norfolk, Virginia 23529, USA

⁴University of Regina, Regina, Saskatchewan, S4S 0A2 Canada

⁵Kent State University, Kent, Ohio 44242, USA

⁶California State University, Los Angeles, Los Angeles, California 90032, USA

⁷College of William and Mary, Williamsburg, Virginia 23187, USA

⁸CEA Saclay, F-91191 Gif-sur-Yvette, France

⁹Temple University, Philadelphia, Pennsylvania 19122, USA

¹⁰University of Georgia, Athens, Georgia 30602, USA

¹¹Massachusetts Institute of Technology, Cambridge, Massachusetts 02139, USA

¹²IPNO, Université Paris XI, CNRS/IN2P3, F-91406 Orsay, France

¹³Florida International University, Miami, Florida 33199, USA

¹⁴University of Maryland, College Park, Maryland 20742, USA

¹⁵University of New Hampshire, Durham, New Hampshire 03824, USA

¹⁶Thomas Jefferson National Accelerator Facility, Newport News, Virginia 23606, USA

¹⁷INFN, Sezione Sanità and Istituto Superiore di Sanità, I-00161 Rome, Italy

¹⁸University of Kentucky, Lexington, Kentucky 40506, USA

¹⁹INFN, Sezione di Bari and University of Bari, I-70126 Bari, Italy

²⁰LPCSC Grenoble, Université Joseph Fourier, CNRS/IN2P3, INP, F-38026 Grenoble, France

²¹Hampton University, Hampton, Virginia 23668, USA

²²Rutgers, The State University of New Jersey, Piscataway, New Jersey 08855, USA

²³Kharkov Institute of Physics and Technology, Kharkov 61108, Ukraine

²⁴Syracuse University, Syracuse, New York 13244, USA

²⁵Duke University, Durham, North Carolina 27706, USA

²⁶Institut fuer Kernphysik, University of Mainz, D-55099 Mainz, Germany

²⁷Yamagata University, Yamagata 990, Japan

²⁸Yerevan Physics Institute, Yerevan 375036, Armenia

²⁹Tohoku University, Sendai 980, Japan

³⁰Princeton University, Princeton, New Jersey 08544, USA

³¹INFN, Sezione di Lecce, I-73100 Lecce, Italy

³²University of Virginia, Charlottesville, Virginia 22901, USA

³³State University of New York at Stony Brook, Stony Brook, New York 11794, USA

³⁴Norfolk State University, Norfolk, Virginia 23504, USA

³⁵Florida State University, Tallahassee, Florida 32306, USA³⁶North Carolina Central University, Durham, North Carolina 27707, USA³⁷Harvard University, Cambridge, Massachusetts 02138, USA

(Received 16 October 2008; published 6 January 2009)

We have made the first measurements of the virtual Compton scattering (VCS) process via the $H(e, e'p)\gamma$ exclusive reaction in the nucleon resonance region, at backward angles. Results are presented for the W -dependence at fixed $Q^2 = 1 \text{ GeV}^2$ and for the Q^2 dependence at fixed W near 1.5 GeV. The VCS data show resonant structures in the first and second resonance regions. The observed Q^2 dependence is smooth. The measured ratio of $H(e, e'p)\gamma$ to $H(e, e'p)\pi^0$ cross sections emphasizes the different sensitivity of these two reactions to the various nucleon resonances. Finally, when compared to real Compton scattering (RCS) at high energy and large angles, our VCS data at the highest W (1.8–1.9 GeV) show a striking Q^2 independence, which may suggest a transition to a perturbative scattering mechanism at the quark level.

DOI: [10.1103/PhysRevC.79.015201](https://doi.org/10.1103/PhysRevC.79.015201)

PACS number(s): 13.60.Fz, 14.20.Gk, 25.30.Rw

I. INTRODUCTION

Understanding nucleon structure in terms of the nonperturbative dynamics of quarks and gluons requires new and diverse experimental data to guide theoretical approaches and to constrain models. Purely electroweak processes are privileged tools because they can be interpreted directly in terms of the current carried by the quarks. This article presents a study of the virtual Compton scattering (VCS) process: $\gamma^*p \rightarrow \gamma p$, in the nucleon resonance region via the photon electroproduction reaction: $H(e, e'p)\gamma$, together with results in the neutral pion electroproduction channel $H(e, e'p)\pi^0$. This study is based on part of the data of the E93–050 experiment [1,2] performed at the Thomas Jefferson National Accelerator Facility (JLab). Its motivations were twofold: (i) investigate the very low-energy region, below the pion production threshold, to determine the generalized polarizabilities of the proton [1] and (ii) make an exploratory study of the VCS process in the region of the nucleon resonances, which is the subject of the present article. A first set of E93–050 results in the $H(e, e'p)\pi^0$ channel were published in Ref. [2]. This experiment was part of the Hall A commissioning phase and was therefore conducted prior to the real Compton scattering (RCS) and deep VCS (DVCS) program at JLab. Last, in this experiment the photon electroproduction process was for the first time cleanly separated from the dominant $H(e, e'p)\pi^0$ reaction above pion threshold.

The constituent quark model of Isgur and Karl [3,4] reproduces many features of the nucleon spectrum. However, the structure of the nucleon resonances, particularly the electro-weak transition form factors, remain incompletely understood. The simultaneous study of both $(N\pi)$ and $(N\gamma)$ final states of the electroproduction process on the nucleon offers probes with very different sensitivities to the resonance structures. Another motivation for the present study is to explore the exclusive $H(e, e'p)\gamma$ reaction at high W , where perturbative current quark degrees of freedom may become as important as those of constituent quarks and resonances.

Quark-hadron duality implies that even at modest Q^2 , inelastic electron scattering in the resonance region can be analyzed in terms of quark rather than nucleon resonance degrees of freedom [5].

A. Kinematics

The kinematics of the $H(e, e'p)\gamma$ reaction are represented in Fig. 1(a). A common set of invariant kinematic variables is defined as $-Q^2 = (k - k')^2 = q^2$, $s = W^2 = (q + p)^2$, $t = (p - p')^2$, and $u = (p - q')^2$. The \vec{q} direction defines the polar axis of the coordinate system: $\theta_{\gamma\gamma}^*$ and ϕ are the polar and azimuthal angles in the $\gamma^*p \rightarrow \gamma p$ subprocess center-of-mass (c.m.) frame. The scattered electron direction defines $\phi = 0$. The $H(e, e'p)\gamma$ reaction was measured below the pion threshold in several experiments [1,6–8] and in the region of the $\Delta(1232)$ resonance [9,10].

We present in this article the first measurements of the $H(e, e'p)\gamma$ cross section that were made through the entire nucleon resonance region. We measured the photon electroproduction cross section in two scans:

- (i) the nucleon excitation function from threshold to $W = 1.9 \text{ GeV}$ at $Q^2 = 1 \text{ GeV}^2$;
- (ii) the Q^2 dependence near $W = 1.5 \text{ GeV}$.

The cross section for the $H(e, e'p)\pi^0$ process was determined simultaneously in the experiment at the same kinematics. All these measurements were performed in backward kinematics, i.e., within a cone ($\cos \theta_{\gamma\gamma}^* < -0.5$) centered on the backward axis (\vec{q}' opposite to \vec{q}). This angular domain, traditionally dominated by u -channel exchanges, is opposite to the DVCS kinematics that are at forward $\theta_{\gamma\gamma}^*$.

B. Interference of Bethe-Heitler and VCS amplitudes

In the one-photon exchange approximation, the photon electroproduction amplitude [Fig. 1(a)] includes the coherent superposition of the VCS Born [Figs. 1(d) and 1(e)] and Non-Born [Fig. 1(f)] amplitudes, and the Bethe-Heitler (BH) one [Figs. 1(b) and 1(c)] [11]. Note that in the BH amplitude,

*helene@clermont.in2p3.fr

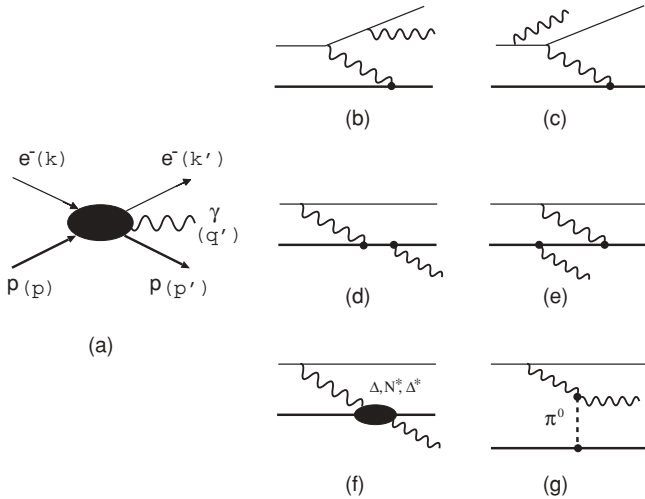


FIG. 1. Kinematics for photon electroproduction on the proton (a) and lowest-order amplitudes for Bethe-Heitler (b, c), VCS Born (d, e), VCS non-Born (f), and t -channel π^0 -exchange (g) processes. The particle four-momenta are indicated in parenthesis in (a).

the mass-squared of the virtual photon (elastically absorbed by the proton) is t . In the VCS amplitude, the mass-squared of the virtual photon (inelastically absorbed) is $-Q^2$. The BH amplitude dominates over VCS when the photon is emitted in either the direction of the incident or scattered electron. It also breaks the symmetry of the electroproduction amplitude around the virtual photon direction. Thus, in the data analysis we have not expanded the ϕ dependence of the $H(e, e'p)\gamma$ cross section in terms of the usual electroproduction LT and TT interference terms. This would be possible for W well above the $\Delta(1232)$ resonance, where the BH amplitude becomes negligible. However, in this region ($W \geq 1.4$ GeV) our data are mostly ϕ independent within statistics.

II. EXPERIMENT AND ANALYSIS

We performed the experiment at JLab in Hall A. The continuous electron beam of energy 4.032 GeV with an intensity of 60–120 μA bombarded a 15-cm liquid hydrogen target. The scattered electron and recoil proton were detected in coincidence in two high-resolution spectrometers. The emitted photon or π^0 was identified by reconstruction of the mass of the missing particle. A spectrum of the squared missing mass $M_X^2 = (k + p - k' - p')^2$ is displayed in Fig. 2 and shows the good resolution achieved in the separation of the two electroproduction channels. The apparatus is described in detail in Ref. [12], and the detector acceptance and spectrometer settings in Ref. [2].

We extract the fivefold differential cross section $d^5\sigma(ep \rightarrow ep\gamma) = d^5\sigma/(dk'_{\text{lab}} d[\Omega_e]_{\text{lab}} d[\Omega_p]_{\text{c.m.}})$ using the method described in Ref. [2]; dk'_{lab} and $d[\Omega_e]_{\text{lab}}$ are the scattered electron differential momentum and solid angle in the laboratory frame, and $d[\Omega_p]_{\text{c.m.}}$ is the proton center-of-mass differential solid angle. The calculations of the solid angle and radiative corrections are based on a simulation [13], including

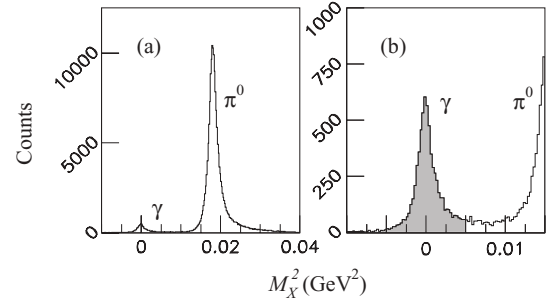


FIG. 2. Squared missing mass M_X^2 for an experimental setting at $W = 1.2$ GeV (a) and zoom around the γ peak (b). The shaded window $[-0.005, 0.005]$ GeV² is used to select the γ events. The FWHM of the peak increases from 0.0022 to 0.0050 GeV² when W goes from 1.1 to 1.9 GeV.

the coherent sum of the BH and VCS-Born amplitudes [Figs. 1(b)–1(d) and 1(e)] only. The inclusion of the BH amplitude ensures that our simulation reproduces the strong ϕ dependence near pion threshold. Corrections were applied for acceptance, trigger efficiency, acquisition and electronic dead times, tracking efficiency, target boiling, target impurity, and proton absorption [2]. In addition, a correction (-0.1 to -1.7%) for the exclusive π^0 background in the M_X^2 window $[-0.005, 0.005]$ GeV² was made using our simulation, based on the results of Ref. [2].

The data are binned in the variables $\cos\theta_{\gamma\gamma}^*$, ϕ , and W . In each bin the cross section is determined at a fixed point, using the model dependence of the BH+Born calculation. This fixed point is at the center of the bins in $\cos\theta_{\gamma\gamma}^*$, ϕ , and W . We define three bins in $\cos\theta_{\gamma\gamma}^*$: $[-1.0, -0.95]$, $[-0.95, -0.80]$, and $[-0.80, -0.50]$; therefore the cross section is determined at $\cos\theta_{\gamma\gamma}^* = -0.975, -0.875,$ and -0.650 . The phase space in ϕ is divided in six bins of 30° width from 0° to 180° . The statistics from $\phi = -180^\circ$ to $\phi = 0^\circ$ are added using the symmetry property of the unpolarized cross section with respect to the lepton plane, $d\sigma(\phi) = d\sigma(2\pi - \phi)$. The elementary bin size in W is 20 MeV.

The two other variables needed to complete the kinematics are the photon virtuality Q^2 (constant in the first scan and variable in the second scan) and the beam energy in the laboratory, which is always kept fixed: $k_{\text{lab}} = 4.032$ GeV. As a consequence, the virtual photon polarization $\epsilon = [1 + 2(\vec{q}^2/Q^2)\tan^2(\theta_e/2)]^{-1}$ is not constant but decreases monotonically from 0.95 at $W = 1$ GeV to 0.75 at $W = 1.9$ GeV.

Full results, including statistical and instrumental uncertainties, are presented in the tables of the Appendix. The cross-section values are statistically independent, bin to bin. Systematic errors on the cross section are studied in Ref. [14]. They mainly originate from uncertainties in the absolute normalization (integrated beam charge), the radiative corrections, and the knowledge of the experimental acceptance. They are mostly correlated bin to bin. Another source of systematic error is due to the physical background subtraction. It is mostly independent bin to bin in W , and it affects the γ channel more than the π^0 channel (due to lower VCS statistics). As a result the total systematic error is larger in the γ channel than in the π^0 channel (cf. the Tables of the Appendix).

The most detailed cross section is fivefold differential. However, for relevant studies we will use a twofold cross section. Throughout this analysis the parametrization of Ref. [15] is used for the proton electromagnetic form factors, namely to compute the BH+Born cross section. The next sections present our results.

III. RESULTS

A. VCS resonance data, scan in W at $Q^2 = 1 \text{ GeV}^2$

This first scan provides an overall picture of the nucleon excitation spectrum induced by the electromagnetic probe, conditioned by the (γp) specific de-excitation channel. Tables I to III contain the numerical values of the fivefold differential cross section $d^5\sigma(ep \rightarrow ep\gamma)$ at $Q^2 = 1 \text{ GeV}^2$, for the six bins in ϕ as a function of W , and $\cos\theta_{\gamma\gamma}^* = -0.975, -0.875$, and -0.650 . In Fig. 3 we present this cross section in the most backward bin, at $\cos\theta_{\gamma\gamma}^* = -0.975$.

The strong rise that the data show toward very low W and $\phi \sim 180^\circ$, is due to the BH tail of elastic electron scattering. In this region there is obviously a strong interference between the BH and the VCS amplitudes, evolving from destructive at $\phi = 15^\circ$ to constructive at larger ϕ . The cross section calculated from the coherent sum of the BH and nucleon-Born amplitudes (thin solid curve) is in excellent agreement with the data.

In the first resonance region, the thick solid curve shows the calculation based on dispersion relations (DR) by B. Pasquini *et al.* [16]. In this theoretical framework, our data were previously analyzed in terms of generalized polarizabilities for $W < 1.28 \text{ GeV}$ [1]. The DR model is able to predict the 12 independent VCS scattering amplitudes, in terms of the $\gamma^*N \rightarrow N\pi$ multipoles, t -channel π^0 exchange, and two phenomenological functions: $\Delta\alpha(Q^2)$ and $\Delta\beta(Q^2)$. These two functions parametrize the contributions to the electric and magnetic polarizabilities from high-energy virtual channels. In particular, the term $\Delta\beta(Q^2)$ is modeled by t -channel σ -meson exchange. In Ref. [17], it was suggested that the combination $[\Delta\alpha + \Delta\beta](Q^2)$ is likely dominated by the $N\pi\pi$ and $N\eta$ multipoles, which are not presently included in the DR formalism. When a comprehensive partial wave analysis of the $\gamma^*N \rightarrow N\pi\pi$ multipoles becomes available, the DR formalism could be extended to the second resonance region ($W \approx 1.5 \text{ GeV}$). A comparison with the present data would improve our understanding of the spatial distribution of the polarization response of the proton, by identifying more explicitly which channels and excitations contribute to the generalized polarizabilities.

In Fig. 3 we also see strong resonance phenomena in the second resonance region. The higher resonances are not distinguishable, due to a combination of the limited statistical precision and the interference of many open channels in the intermediate state of the VCS amplitude. For $W > 1.3 \text{ GeV}$, there is no complete model calculation of VCS incorporating resonances. Nevertheless, the data follow the general trend of the BH+Born calculation at high W , when we include the destructive t -channel π^0 exchange graph [18] of Fig. 1(g). This is somewhat surprising, given the spectrum of baryon resonances. In the resonance model of Capstick and Keister

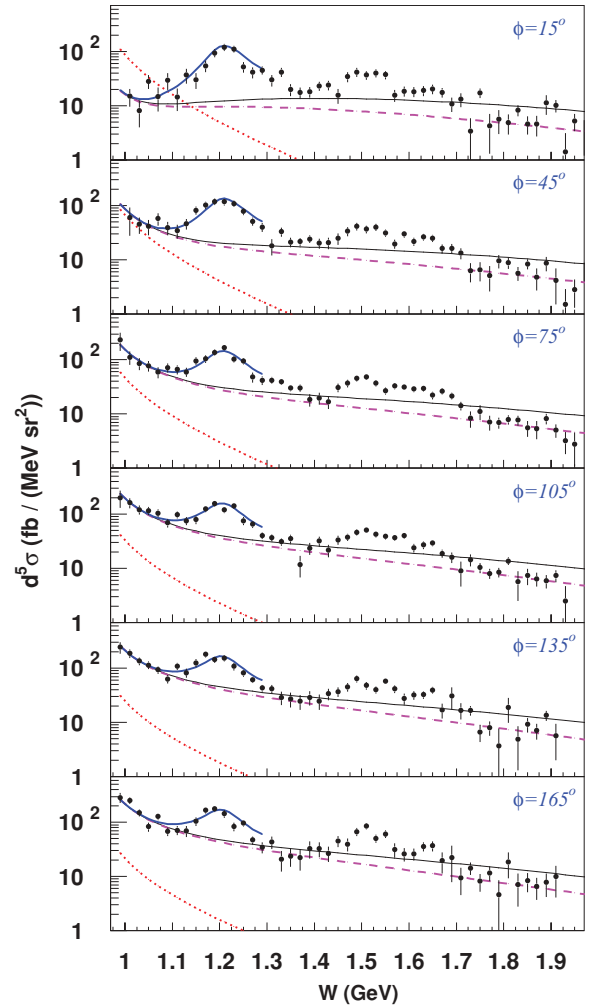


FIG. 3. (Color online) Excitation curves for the $H(e, e'p)\gamma$ reaction at $Q^2 = 1 \text{ GeV}^2$, $\cos\theta_{\gamma\gamma}^* = -0.975$, $k_{\text{lab}} = 4.032 \text{ GeV}$ and six values of ϕ , as marked. The thick solid curve up through the Δ resonance is our DR fit through the generalized polarizabilities [1]. The thin solid curve is the BH+Born cross section, and the dashed curve is the BH+Born+ π^0 -exchange cross section [18]. The dotted curve is the pure Bethe-Heitler cross section.

[19] for RCS, the positive-parity intermediate states contribute constructively and the negative-parity states contribute destructively to the backward-angle cross section. Although diffractive minima can cause some amplitudes to change sign with Q^2 , this basic effect will remain in VCS. Thus the high-level density of resonances at large W does not necessarily enhance the backward cross section and leads to a smooth behavior. In Sec. III D, we explore the question of which degrees of freedom are essential for the high-energy backward Compton amplitude.

B. Q^2 -dependence in the region of $W = 1.5 \text{ GeV}$

A second set of data was taken to study the Q^2 dependence of the cross section at a fixed center-of-mass energy. Ideally, such data provide information on the transition form factors of the nucleon resonances. Here we have performed an

exploratory scan in the second resonance region, around $W = 1.53$ GeV, where the strongest excitations are the $D_{13}(1520)$ and $S_{11}(1535)$ resonances.

This study was performed for both channels $H(e, e' p)\gamma$ and $H(e, e' p)\pi^0$. Measuring the two processes at the same kinematics allows us to compare the sensitivity to the various resonances in two different exit channels.

The detailed Q^2 dependence of our experimental data is obtained by subdividing the spectrometer acceptance of three separate kinematic settings centered at $Q^2 = 0.6, 1.0,$ and 2.0 GeV². Tables IV to VII contain the differential cross section in each elementary bin in (Q^2, W, ϕ) . For the figures we define a twofold cross section. To this aim we first divide $d^5\sigma$ by the virtual photon flux factor:

$$\frac{d^2\sigma}{d[\Omega_p]_{\text{c.m.}}} = \frac{d^5\sigma}{dk'_{\text{lab}} d[\Omega_e]_{\text{lab}} d[\Omega_p]_{\text{c.m.}}} \times \frac{1}{\Gamma}. \quad (1)$$

The flux factor (Hand convention [20]) is defined by:

$$\Gamma = \frac{\alpha}{2\pi^2} \cdot \frac{k'_{\text{lab}}}{k_{\text{lab}}} \cdot \frac{W^2 - M_p^2}{2M_p Q^2} \cdot \frac{1}{1 - \epsilon}, \quad (2)$$

where α is the fine structure constant and M_p the proton mass. We then extract the ϕ -independent term of $d^2\sigma/d[\Omega_p]_{\text{c.m.}}$, which will be called reduced cross section and noted $\langle d^2\sigma \rangle$. Because in each small Q^2 bin the coverage in ϕ is often not complete, this extraction is performed by fitting the experimental data to the ϕ dependence of a model. The chosen model is (BH+Born) for photon electroproduction and MAID2000 for pion electroproduction. We just fit a global scale parameter from model to experiment; then from this parameter and the model it is straightforward to determine $\langle d^2\sigma \rangle$ in the bin. The data represented in Figs. 4 and 5 are given in Table VIII.

1. The $H(e, e' p)\gamma$ process

If the BH process was fully negligible, the obtained cross section $\langle d^2\sigma_\gamma \rangle$ would represent the usual term $d^2\sigma_T + \epsilon d^2\sigma_L$ of the VCS subprocess ($\gamma^* p \rightarrow \gamma p$). However, this is only approximately true. In the kinematics considered here, the modulus of the BH amplitude still represents 6–15% of the modulus of the BH+Born amplitude.

In Fig. 4 we plot the Q^2 dependence of the reduced VCS cross section $\langle d^2\sigma_\gamma \rangle$ at $W = 1.53$ GeV and $\cos\theta_{\gamma\gamma}^* = -0.975$. A large bin width (60 MeV) is chosen in W to gain statistical accuracy. The measured values are a factor 2–3 above the BH+Born calculation, which may not be surprising because the model includes no resonance structure. The Q^2 dependence of the data is rather smooth. It is well reproduced in relative by the (BH+Born) or the (BH+Born+ t -channel π^0 -exchange) calculation.

The data are well fitted by a dipole or an exponential behavior, as illustrated in the right panel of Fig. 4. We note that the dipole mass parameter Λ^2 is much larger than for the standard nucleon dipole form factor G_D . Without doing a complete analysis in terms of helicity amplitudes of the resonances as in Ref. [21] or Ref. [22], it is clear from

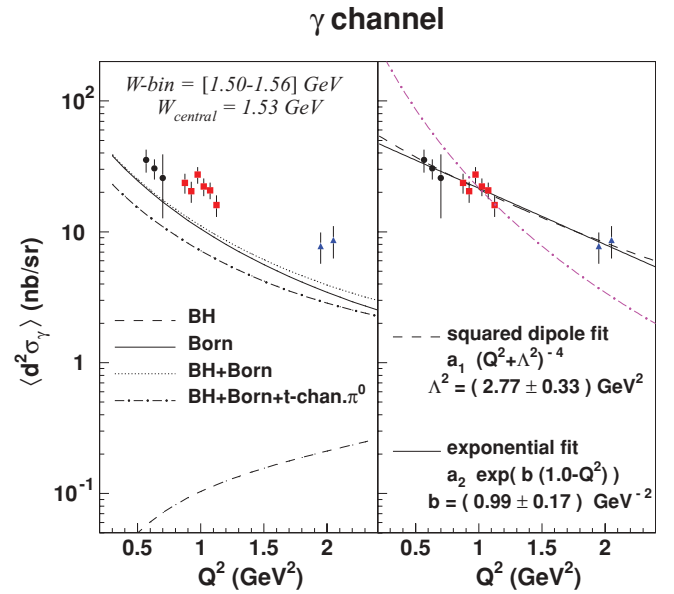


FIG. 4. (Color online) The Q^2 dependence of the reduced cross section $\langle d^2\sigma_\gamma \rangle$ in photon electroproduction (see text), at fixed $\cos\theta_{\gamma\gamma}^* = -0.975$, $k_{\text{lab}} = 4.032$ GeV and $W = 1.53$ GeV (statistical error only). The three different data sets are labeled by circles, squares, and triangles. (Left panel) Comparison with theoretical calculations at $W = 1.53$ GeV. (Right panel) The same experimental points with two different types of fits, having (a_1, Λ^2) or (a_2, b) as free parameters. The dot-dashed curve is the standard nucleon dipole squared, $G_D^2 = [1 + Q^2(\text{GeV}^2)/0.71]^{-4}$, normalized arbitrarily to the data point at $Q^2 = 1$ GeV².

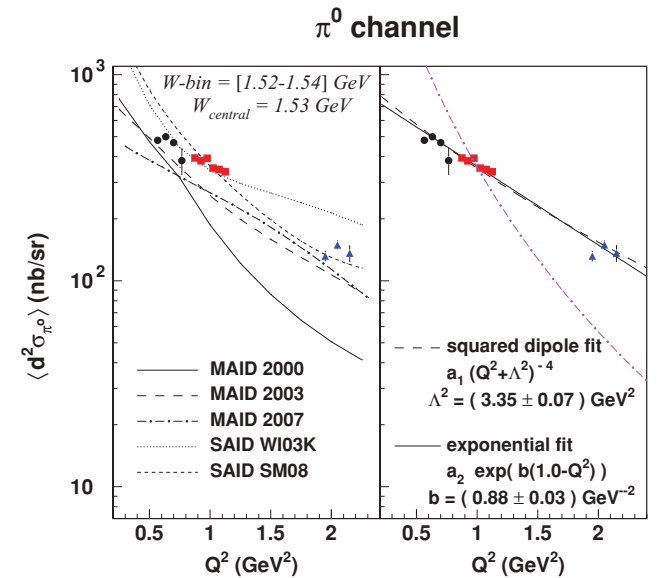


FIG. 5. (Color online) The Q^2 dependence of the reduced cross section $\langle d^2\sigma_{\pi^0} \rangle$ in π^0 electroproduction, at fixed $\cos\theta_{\gamma\gamma}^* = -0.975$, $k_{\text{lab}} = 4.032$ GeV and $W = 1.53$ GeV (statistical error only). (Left panel) Comparison with theoretical calculations at $W = 1.53$ GeV. (Right panel) The same experimental points with two different types of fits. Same comments as in the previous figure.

our data that the involved transition form factors have a much slower decrease with Q^2 than G_D , in the explored Q^2 range. Interpretation of these data will require a systematic treatment of both the on-shell and off-shell intermediate states, entering the imaginary and real parts of the VCS amplitude, respectively. Strong contributions to the real part of the VCS amplitude are expected from resonances distant in W .

2. The $H(e, e' p)\pi^0$ process

In the π^0 channel, the reduced cross section $\langle d^2\sigma_{\pi^0} \rangle$ strictly corresponds to the ϕ -independent term $d^2\sigma_T + \epsilon d^2\sigma_L$ of pion electroproduction. The data at the $Q^2 = 1$ GeV² setting were previously published in Ref. [2] (but without subdividing into small Q^2 bins).

Figure 5 shows the Q^2 dependence of the reduced cross section $\langle d^2\sigma_{\pi^0} \rangle$ at the same kinematics as Fig. 4. The enhanced statistics in the π^0 channel allow us to choose a smaller bin width in W of 20 MeV. The observed Q^2 dependence is again rather smooth. Among the various versions of the MAID unitary isobar model [23], the most recent ones (2003 or 2007) better reproduce the Q^2 dependence of the data; however, they still underestimate the cross section in absolute by ~ 20 –30%. The SAID WI03K [24] curve is a global fit including our $Q^2 = 1$ GeV² data [2], i.e., the points labeled by a square in Fig. 5. Therefore this model works well around $Q^2 = 1$ GeV² but gives poorer agreement with the data around $Q^2 = 2$ GeV². The most recent SAID calculation SM08 [25] is in good agreement with the data for $Q^2 = 1$ and 2 GeV².

3. W dependence of the Q^2 dependence

From both inclusive and exclusive data, it is known [21] that in the second resonance region the virtual photoabsorption cross section is dominated by the $D_{13}(1520)$ resonance at low Q^2 (< 1 GeV²), whereas for $Q^2 > 2$ GeV² it is dominated by the $S_{11}(1535)$ resonance. Furthermore, some of the transition multipoles of these two resonances do not have simple dipole shapes in Q^2 [22]. This should result in a complicated Q^2 dependence of electroproduction cross sections. However, surprisingly, the behavior observed in Figs. 4 and 5 at $W = 1.53$ GeV can be described by a single dipole fall-off.

To further explore the Q^2 behavior of our reduced cross sections, we performed the same fits as in Figs. 4 and 5, i.e., dipolar or exponential, in each elementary W bin of 20 MeV width in the W range [1.45, 1.59] GeV. The result is presented in Fig. 6. One first observes that the fitted parameters take globally the same value for the $H(e, e' p)\gamma$ and $H(e, e' p)\pi^0$ processes, i.e., $\Lambda^2 \simeq 3$ GeV², or $b \simeq 0.9$ GeV⁻² everywhere. This slope value for b is intermediate between the values found for the $S_{11}(1535)$ and the $D_{13}(1520)$ resonances $\{b = 0.38$ and 1.60 GeV⁻², respectively [26] (see also Refs. [27,28])}. Assuming that the Q^2 dependence of the virtual photoproduction of a resonance is given only by the coupling ($\gamma^* p \rightarrow$ resonance) and does not depend on the exit channel, then our \sim constant b suggests that approximately the “same mixing” of resonances is seen in the two exit channels (γp or $\pi^0 p$), in the explored W range.

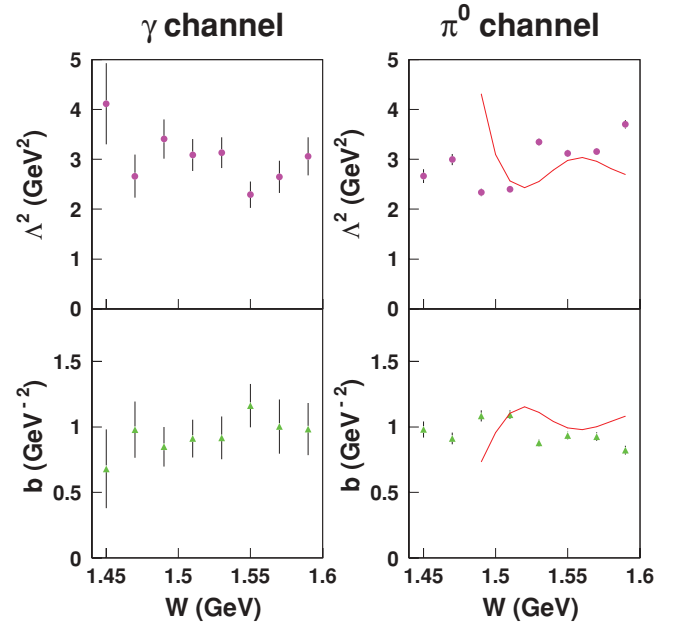


FIG. 6. (Color online) The slope parameters Λ^2 and b introduced in the two previous figures, determined here in each elementary W bin of width 20 MeV (statistical error only). Left and right panels are for photon and π^0 electroproduction, respectively. The solid curve (π^0 channel) gives the result of the MAID2003 calculation, limited to $W \geq 1.49$ GeV. This is the only region in W for which the MAID calculation is well described by a simple dipole or exponential fit in the Q^2 range [0.5, 2.0] GeV².

However, at a finer scale the data of Fig. 6 do show some variations with W , which appear to be nontrivial, and of opposite sign in the two exit channels γp and $\pi^0 p$. Such variations are also present in model calculations, e.g., MAID2003 in the figure (π^0 channel). One concludes that the competition from multiple resonance channels results in a complicated W dependence of the Q^2 dependence of electroproduction cross sections.

Note that the b parameter of the exponential fit was determined previously in Ref. [2] for the π^0 channel.¹ This fit used our data in the limited Q^2 range of [0.85, 1.15] GeV² instead of the present range [0.4, 2.2] GeV², and it turned out that the obtained b values were usually smaller than the present ones. In the bin $W \in [1.5, 1.6]$ GeV, this limited fit yielded $b = 0.6 \pm 0.1$ GeV⁻². The present global Q^2 fit in the same W bin yields $b = 0.93 \pm 0.02$ GeV⁻². This latter value better represents the average Q^2 evolution of the cross section, in the full Q^2 range [0.4, 2.2] GeV².

C. VCS to π^0 ratio

From the present results and those published in Ref. [2], we have determined the experimental ratio between the $H(e, e' p)\gamma$ and $H(e, e' p)\pi^0$ cross sections at $\cos\theta_{\gamma\gamma}^* =$

¹In Ref. [2], Eq. (17) has a misprint. The exponential fit should read $e^{+b_{\text{exp}}(1\text{GeV}^2 - Q^2)}$.

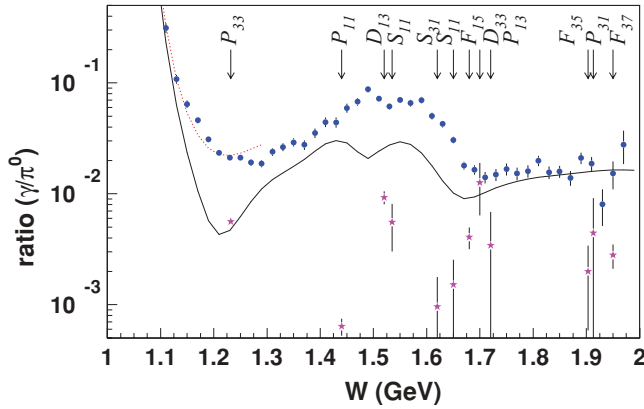


FIG. 7. (Color online) Ratio of the reduced cross sections $\langle d^2\sigma \rangle$ of the processes $H(e, e'p)\gamma$ and $H(e, e'p)\pi^0$ at $Q^2 = 1 \text{ GeV}^2$, $\cos\theta_{\text{c.m.}} = -0.975$ and $k_{\text{lab}} = 4.032 \text{ GeV}$ (full circles; statistical error only). The full curve and the dotted curve for $W < 1.3 \text{ GeV}$ are this ratio, at the same kinematics, calculated using different theoretical models (see Sec. III C). The stars represent the ratio r_{N^*} (see Sec. III C) for the listed individual resonances, as obtained from Ref. [29].

-0.975 and $Q^2 = 1 \text{ GeV}^2$ for the entire resonance region (see Table IX). In Fig. 7 we show the value of the ratio of the ϕ -independent cross sections, $r = \langle d^2\sigma_\gamma \rangle / \langle d^2\sigma_{\pi^0} \rangle$. Two theoretical calculations of this observable are also displayed: the full curve is obtained with BH+Born+ π^0 -exchange for the $H(e, e'p)\gamma$ reaction (numerator) and MAID2003 [23] for the $H(e, e'p)\pi^0$ reaction (denominator); the dotted curve is obtained by changing the numerator to the DR model for VCS [16]. This latter calculation agrees well with our data in the $\Delta(1232)$ resonance region. As a reference, we have also indicated (in star symbols) the value of the simple ratio of the branching ratios of the individual resonances [29]: $r_{N^*} = BR(N^* \rightarrow p\gamma) / BR(N^* \rightarrow N\pi)$. This ratio r_{N^*} is integrated over 4π in the final state, therefore it has different dynamical sensitivity than our backward data and should not be directly compared to them. Furthermore, there are important interference effects between individual resonances, at the amplitude level, which are not considered in r_{N^*} , while they are—at least partially—taken into account in the theoretical curves of Fig. 7.

Below the $\Delta(1232)$ resonance, the large enhancement of the ratio is due to the rising (BH+B) cross section in the VCS channel. We note the large enhancement of the measured ratio also in the second resonance region (P_{11} , D_{13} , S_{11}). These particular resonances have large couplings to the $N\pi\pi$ and $N\eta$ channels, which contribute as virtual channels to the VCS process. We have already noted the likely significance of these resonances for the generalized polarizabilities. The observed variation of the ratio r with W illustrates our initial motivation: the VCS and $\gamma^*p \rightarrow \pi^0p$ channels have very different sensitivities to the resonances.

D. VCS-RCS comparison

The RCS reaction $\gamma p \rightarrow \gamma p$ has been intensively investigated in the $\Delta(1232)$ resonance [30] and in the high-energy

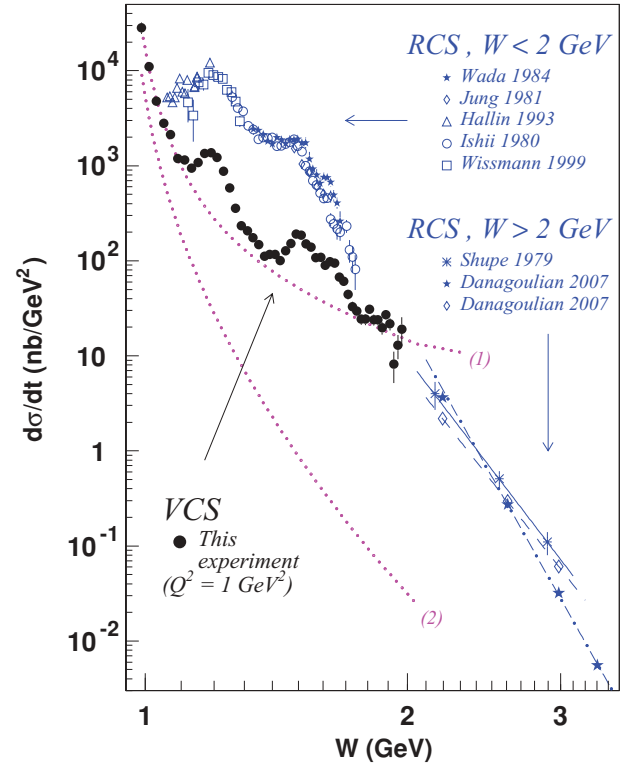


FIG. 8. (Color online) Comparison of VCS data from this experiment (\bullet) at ($Q^2 = 1 \text{ GeV}^2$, $\theta_{\gamma\gamma}^* = 167.2^\circ$) and RCS data for $W < 2 \text{ GeV}$ at $\theta_{\text{c.m.}} = 159^\circ\text{--}162^\circ$ (\star) [34], $\theta_{\text{c.m.}} = 128^\circ\text{--}132^\circ$ (\diamond) [32], $\theta_{\text{c.m.}} = 141^\circ$ (Δ) [33], $\theta_{\text{c.m.}} = 130^\circ\text{--}133^\circ$ (\circ) [39] and $\theta_{\text{c.m.}} = 131^\circ$ (\square) [30], and for $W > 2 \text{ GeV}$ at $\theta_{\text{c.m.}} = 105^\circ\text{--}128^\circ$ (\ast) [36], $\theta_{\text{c.m.}} = 113^\circ$ (\star) and 128° (\diamond) [38]. The dotted curves labeled (1) and (2) are the BH+Born+ π^0 -exchange cross section (see text) and the BH one, respectively. For $W > 2 \text{ GeV}$, the solid curve is a s^{-6} power law normalized to the $W = 2.55 \text{ GeV}$ Cornell point of Ref. [36], the dot-dashed and dashed curves are $s^{-8.1}$ and $s^{-5.3}$ power laws fitted to the JLab data [38] at $\theta_{\text{c.m.}} = 113^\circ$ and 128° , respectively.

diffractive region [31]. It was also studied above the $\Delta(1232)$ at Bonn [32], Saskatoon [33], and Tokyo [34,35]. The Cornell experiment [36] measured the RCS process at photon energies E_γ in the range 2–6 GeV and angles from 45° to 128° in the center-of-mass frame. There are no high-energy fully backward RCS data. The recent JLab experiment E99–114 [37,38] measured the RCS process at E_γ in the range 3–6 GeV. The large-angle data at fixed W are roughly independent of $\theta_{\text{c.m.}}$ (within a factor of two) in the range $[90^\circ, 120^\circ]$ [38].

In Fig. 8 we compare our VCS data at backward angle with existing large-angle RCS data. For this purpose we have used the VCS reduced cross section defined in Sec. III B, determined in the experimental scan at fixed $Q^2 = 1 \text{ GeV}^2$ and $\cos\theta_{\gamma\gamma}^* = -0.975$, and the data have been converted in terms of $d\sigma/dt$ (see Table IX). In this figure, at low W , we see again the rapid rise in the VCS cross section due to the coherent sum of the BH and Born amplitudes. As illustrated previously in Fig. 3, the VCS excitation in the $\Delta(1232)$ region is accurately fitted by the dispersion relations, including both the onshell $N \rightarrow \Delta$ transition form factors and the generalized polarizabilities [1]. Above the Δ resonance we do not have an explicit model

of the VCS process. Through the second resonance region ($W \approx 1600$ MeV) the RCS and VCS data show on-shell s -channel resonances. The VCS/RCS comparison in this region shows a strong decrease of the cross section from $Q^2 = 0$ to $Q^2 = 1$ GeV², as expected from s -channel resonance form factors.

The VCS/RCS comparison for $W \geq 1.8$ GeV is in marked contrast with the behavior at lower W . At high W the VCS cross section intercepts the trend of the largest-angle RCS cross sections ($\theta_{\text{c.m.}} \approx 130^\circ$), around $W = 2$ GeV. Also, for $W > 2$ GeV the W^{-2n} scaling of the RCS data has a completely different trend than the (BH+Born+ π^0 -exchange) VCS curve, which seems to form a baseline for the VCS data at lower W .

We briefly review the high-energy behavior of the Compton amplitude in three kinematic domains: $-t \ll W^2$ (forward Compton scattering), $-t \approx W^2/2$ (wide-angle Compton scattering), and the present domain of $-t \approx W^2$ (backward Compton scattering).

- (i) Forward Compton scattering at high energy and at $Q^2 = 0$ (RCS) can be described by t -channel Regge exchange processes [31]. As the photon virtuality increases, the Regge exchange amplitudes are suppressed by factors of $m_V^2/(m_V^2 + Q^2)$ from the vector meson poles (of mass m_V) in the entrance channel. At high Q^2 (but empirically only several GeV²) the forward Compton amplitude is dominated by the perturbative, leading-twist “handbag” amplitude of deep inelastic scattering (DIS) [29]. Similarly, a recent QCD factorization theorem [40,41] predicts that in the off-forward deeply virtual limit ($-t/Q^2 \ll 1$), the DVCS $\gamma^*p \rightarrow p\gamma$ amplitude factorizes the perturbative $\gamma^*q \rightarrow q\gamma$ amplitude on an elementary quark in the target, convoluted with twist-2 quark (or gluon, at low Bjorken scaling variable x_B) matrix elements called generalized parton distributions (GPDs). Recent DVCS experiments have found evidence for the perturbative mechanism at Q^2 scales of several GeV² [42–46].
- (ii) Wide-angle Compton scattering at sufficiently high energies will be dominated by the perturbative two-gluon exchange kernel [47]. The presently available RCS data with $(W^2, -t, M^2 - u)$ all being large [36–38] are consistent with a subasymptotic model based on the elementary Klein-Nishina (or “ $\gamma q \rightarrow q\gamma$ handbag”) process on a single quark, convoluted with high-momentum configurations in the proton [48–50].
- (iii) We expect that the high-energy RCS amplitude at $\theta_{\text{c.m.}} \approx \pi$ is dominated by u -channel Regge exchange. This u -channel Regge behavior is seen, for example, in the $\gamma p \rightarrow n\pi^+$ reaction in the backward direction [51]. However, as Q^2 increases it is likely that the Regge exchange mechanism is strongly suppressed in the backward direction (just as it is for forward Compton scattering), and thus we do not expect it to be dominant in our VCS kinematics. In RCS, only at high transverse momentum p_T , corresponding to both $-t$ and $M^2 - u$ being large, is the perturbative mechanism expected to be dominant. Inspired by the Q^2 -scaling behavior in DIS and DVCS, we may suggest that, as W^2 and Q^2

increase, in the backward VCS cross section there is a transition to a hard-scattering process at the quark level. Of course more VCS data at high W (≥ 2 GeV) and backward angles would be needed to explore this conjecture.

A QCD description of VCS in the backward region was proposed [52]. This is a different kind of factorization relative to DVCS in the forward region. In the forward kinematics, the hard subprocess is the exchange of two partons (the handbag diagram) and the GPDs encode the hadronic part of the amplitude. In the backward kinematics, the hard subprocess is the exchange of three quarks, and $N \rightarrow qq\gamma\gamma$ transition distribution amplitudes (TDAs) replace the GPDs. This picture should be valid at large enough values of Q^2 and W^2 , and must be tested independently in each channel (e.g., backward VCS, $p\bar{p} \rightarrow \gamma^*\gamma \dots$). In particular, the matrix element of the $\gamma^*p \rightarrow \gamma p$ scattering amplitude is predicted to have the following asymptotics in the backward direction at fixed $x_B = Q^2/(W^2 - M^2 + Q^2)$ (not fixed W^2) [53,54]:

$$\mathcal{M} \sim \frac{\alpha_S^2(Q^2)}{Q^3}, \quad (3)$$

where α_S is the strong coupling constant. Neglecting terms of order M^2/W^2 , this scaling law is obtained for Q^2/W^2 fixed. Following the Hand convention [20] utilized in Ref. [54], the $\gamma^*p \rightarrow \gamma p$ differential cross section will have the following scaling:

$$\frac{d\sigma}{dt} = \frac{1}{16\pi(W^2 - M^2)^2} |\mathcal{M}|^2 \quad (4)$$

$$\sim \frac{\alpha_S^4(Q^2)}{(W^2)^5} \times f\left(\frac{Q^2}{W^2}, u\right). \quad (5)$$

This asymptotic scaling law of W^{-10} predicted for backward VCS at fixed $(Q^2/W^2, u)$ is different from the W^{-12} scaling predicted for wide-angle RCS at fixed $-t/W^2$ [47]. A second scaling law applies to backward electroproduction, whereby the ratio of pion electroproduction to photon electroproduction should be Q^2 independent at large W^2 and fixed x_B [53]:

$$\frac{d\sigma(\gamma^*p \rightarrow \gamma p)}{d\sigma(\gamma^*p \rightarrow \pi^0 p)} \sim (Q^2)^0 \quad \text{for } \theta_{\text{c.m.}} \approx \pi. \quad (6)$$

With the advent of the 12 GeV upgrade to JLab, it will be feasible to extend both RCS, VCS, and pion electroproduction measurements to higher W^2 and higher Q^2 . These data can establish empirically the scaling laws of the Compton amplitude in these new kinematic domains.

IV. CONCLUSION

In summary, the JLab experiment E93–050 studied for the first time the $H(e, e'p)\gamma$ process in the nucleon resonance region. This experiment provides a data set of cross sections that is unique at backward angles. For $W \geq 1.4$ GeV, the BH contribution to photon electroproduction is small, and the reaction is dominated by the VCS process. The W dependence of the VCS cross section shows resonance phenomena, as observed in RCS. Our data allow to compare the sensitivity to the various nucleon resonances in two different exit channels,

γp and $\pi^0 p$, namely by studying the Q^2 dependence of the cross section for the two reactions $H(e, e' p)\gamma$ and $H(e, e' p)\pi^0$. The γ -to- π^0 ratio shows strong variations with W across the resonance region. At our highest W (1.8–1.9 GeV) the comparison with wide-angle RCS may suggest that the VCS process undergoes a transition to a hard-scattering mechanism at the quark level. Therefore the data presented in this article emphasize the interest of exploring a new kinematic domain of exclusive electroproduction reactions (high W , high Q^2 , backward angles) in which new conjectures involving the fundamental degrees of freedom of QCD could be tested.

ACKNOWLEDGMENTS

We thank B. Pire for discussions and B. Pasquini and M. Vanderhaeghen for providing their codes (regarding dispersion relations and radiative corrections, respectively). We acknowledge essential work of the JLab accelerator staff and Hall A technical staff. This work was supported by DOE contract DE-AC05-84ER40150 under which the Southeastern Universities Research Association (SURA) operated the Thomas Jefferson National Accelerator Facility. We acknowledge additional grants from the US DOE and NSF, the French Centre National de la Recherche Scientifique and Commissariat à l'Énergie Atomique, the Conseil Régional d'Auvergne, the FWO-Flanders (Belgium), and the BOF-Gent University.

APPENDIX A: CROSS SECTION TABLES

This appendix lists in detail the experimental cross section corresponding to the different studies presented in the article. All cross sections are determined at a fixed incoming electron energy of 4.032 GeV. Ascii files of the tables [55] are available at URL: <http://clwww.in2p3.fr/sondem/E93050-tables-RES/> or on request to the authors. Due to the choice of method [13], the cross section is determined at well-defined points in phase space. These kinematic values have no error, and the

uncertainty is entirely reported on the cross section. Error bars are given as root-mean-square (r.m.s.).

Tables I, II, and III correspond to the study of Sec. III A. They contain the $H(e, e' p)\gamma$ fivefold differential cross section $d^5\sigma/(dk'_{\text{lab}}d[\Omega_e]_{\text{lab}}d[\Omega_p]_{\text{c.m.}})$ at fixed $Q^2 = 1 \text{ GeV}^2$, for $\cos\theta_{\gamma\gamma}^* = -0.975, -0.875, \text{ and } -0.650$, respectively, and six values of ϕ . A bin is empty if the number of events is smaller than 5 or the systematic error very large ($> 1.5 \times d^5\sigma$).

Tables IV to VII correspond to the study of Sec. III B. They give the measured cross section in the most elementary bins, covering the Q^2 range [0.43, 2.15] GeV^2 , the W -range [1.45, 1.59] GeV, at fixed $\cos\theta_{\gamma\gamma}^*$ or $\cos\theta_{\text{c.m.}} = -0.975$ and for six bins in ϕ . Tables IV and V give the fivefold cross section $d^5\sigma/(dk'_{\text{lab}}d[\Omega_e]_{\text{lab}}d[\Omega_p]_{\text{c.m.}})$ for the $H(e, e' p)\gamma$ process, whereas Tables VI and VII give the twofold cross section $d^2\sigma/d[\Omega_p]_{\text{c.m.}}$ of Eq. (1) for the $H(e, e' p)\pi^0$ process. A bin is empty if the number of events is smaller than 2.

Table VIII contains the data depicted in Figs. 4 and 5. As explained in the text, for the $H(e, e' p)\gamma$ process this cross section ($d^2\sigma_\gamma$) is obtained from the raw data of Tables IV and V by dividing by the virtual photon flux, performing a (model-based) ϕ analysis, keeping only the ϕ -independent term and then grouping three elementary bins in W (at 1.51, 1.53, and 1.55 GeV). For the $H(e, e' p)\pi^0$ process this cross section ($d^2\sigma_{\pi^0}$) is obtained from the raw data of Table VII at $W = 1.53 \text{ GeV}$ by performing only the ϕ -analysis step.

Table IX gives the ratio $r = \langle d^2\sigma_\gamma \rangle / \langle d^2\sigma_{\pi^0} \rangle$ depicted in Fig. 7. This table also provides the values of the reduced cross section in the photon electroproduction channel corresponding to Fig. 8. Note that in VCS, the conversion from $d^2\sigma/d[\Omega_p]_{\text{c.m.}}$ to $d\sigma/dt$ is the following:

$$\frac{d^2\sigma}{d[\Omega_p]_{\text{c.m.}}} = \frac{d\sigma}{dt} \cdot J, \text{ with:}$$

$$J = \frac{1}{2\pi} \cdot \frac{(s - M_p^2) \cdot [4Q^2s + (s - M_p^2 - Q^2)^2]^{\frac{1}{2}}}{2s}$$

where s and t are the Mandelstam variables defined in Sec. I.

TABLE I. $H(e, e' p)\gamma$ cross section $d^5\sigma/(dk'_{\text{lab}}d[\Omega_e]_{\text{lab}}d[\Omega_p]_{\text{c.m.}})$ (\pm statistical \pm systematic error) at $Q^2 = 1.0 \text{ GeV}^2$ and $\cos\theta_{\gamma\gamma}^* = -0.975$ in $\text{fb}/(\text{MeV sr}^2)$.

W (GeV)	$\phi = 15^\circ$	$\phi = 45^\circ$	$\phi = 75^\circ$	$\phi = 105^\circ$	$\phi = 135^\circ$	$\phi = 165^\circ$
0.99			$231 \pm 84 \pm 101$	$200 \pm 70 \pm 77$	$243 \pm 59 \pm 108$	$288 \pm 59 \pm 104$
1.01	$14.9 \pm 5.4 \pm 5.6$	$60 \pm 32 \pm 36$	$111 \pm 30 \pm 20$	$161 \pm 33 \pm 30$	$188 \pm 34 \pm 64$	$254 \pm 36 \pm 45$
1.03	$8.1 \pm 4.1 \pm 4.3$	$45 \pm 14 \pm 6$	$85 \pm 21 \pm 14$	$119 \pm 22 \pm 24$	$134 \pm 22 \pm 20$	$152 \pm 22 \pm 33$
1.05	$28.4 \pm 8.3 \pm 4.7$	$41 \pm 13 \pm 15$	$77 \pm 17 \pm 23$	$114 \pm 19 \pm 23$	$114 \pm 19 \pm 15$	$83 \pm 15 \pm 62$
1.07	$14.6 \pm 6.8 \pm 4.0$	$57 \pm 14 \pm 9$	$59 \pm 13 \pm 13$	$104 \pm 17 \pm 18$	$94 \pm 15 \pm 25$	$128 \pm 18 \pm 24$
1.09	$29 \pm 10 \pm 4$	$39 \pm 11 \pm 10$	$71 \pm 14 \pm 9$	$68 \pm 12 \pm 10$	$63 \pm 11 \pm 12$	$67 \pm 12 \pm 24$
1.11	$14.4 \pm 6.4 \pm 5.0$	$34 \pm 10 \pm 2$	$66 \pm 12 \pm 9$	$97 \pm 14 \pm 11$	$109 \pm 16 \pm 9$	$71 \pm 13 \pm 18$
1.13	$36 \pm 11 \pm 7$	$46 \pm 10 \pm 7$	$59 \pm 11 \pm 15$	$75 \pm 13 \pm 8$	$82 \pm 15 \pm 17$	$69 \pm 15 \pm 3$
1.15	$30 \pm 9 \pm 15$	$82 \pm 14 \pm 15$	$95 \pm 15 \pm 9$	$79 \pm 14 \pm 14$	$125 \pm 20 \pm 43$	$105 \pm 18 \pm 27$
1.17	$54 \pm 12 \pm 9$	$103 \pm 16 \pm 8$	$104 \pm 17 \pm 12$	$124 \pm 17 \pm 9$	$180 \pm 22 \pm 24$	$168 \pm 22 \pm 10$
1.19	$94 \pm 16 \pm 7$	$118 \pm 17 \pm 13$	$135 \pm 17 \pm 13$	$154 \pm 18 \pm 23$	$145 \pm 19 \pm 14$	$178 \pm 24 \pm 15$
1.21	$119 \pm 18 \pm 17$	$117 \pm 17 \pm 20$	$167 \pm 18 \pm 9$	$119 \pm 15 \pm 10$	$153 \pm 21 \pm 6$	$144 \pm 24 \pm 20$
1.23	$111 \pm 16 \pm 13$	$108 \pm 15 \pm 18$	$102 \pm 13 \pm 11$	$141 \pm 16 \pm 8$	$107 \pm 17 \pm 18$	$83 \pm 15 \pm 14$
1.25	$51 \pm 11 \pm 12$	$78 \pm 12 \pm 11$	$94 \pm 12 \pm 11$	$74 \pm 13 \pm 10$	$81 \pm 11 \pm 6$	$96 \pm 12 \pm 10$
1.27	$41.3 \pm 9.2 \pm 7.1$	$51.5 \pm 9.3 \pm 6.3$	$48.1 \pm 9.8 \pm 6.9$	$64.4 \pm 9.5 \pm 4.1$	$61.4 \pm 8.3 \pm 4.8$	$47.1 \pm 8.0 \pm 5.9$

TABLE I. (*Continued.*)

W (GeV)	$\phi = 15^\circ$	$\phi = 45^\circ$	$\phi = 75^\circ$	$\phi = 105^\circ$	$\phi = 135^\circ$	$\phi = 165^\circ$
1.29	$45.2 \pm 7.9 \pm 4.5$	$40.3 \pm 7.6 \pm 7.1$	$42.1 \pm 7.6 \pm 3.6$	$40.1 \pm 5.5 \pm 3.9$	$43.0 \pm 6.4 \pm 3.6$	$35.0 \pm 8.2 \pm 5.0$
1.31	$29 \pm 7 \pm 15$	$18.0 \pm 5.9 \pm 5.4$	$42.3 \pm 6.0 \pm 2.4$	$37.0 \pm 5.0 \pm 3.1$	$41.4 \pm 7.7 \pm 3.5$	$43 \pm 11 \pm 7$
1.33	$41 \pm 8 \pm 10$	$33.0 \pm 6.1 \pm 3.1$	$39.7 \pm 4.8 \pm 3.2$	$31.1 \pm 5.1 \pm 3.4$	$28.8 \pm 8.0 \pm 6.5$	$20.9 \pm 8.6 \pm 1.4$
1.35	$19.9 \pm 4.8 \pm 4.4$	$21.2 \pm 4.2 \pm 4.4$	$30.2 \pm 4.0 \pm 2.1$	$35.1 \pm 6.6 \pm 6.7$	$27.1 \pm 8.3 \pm 8.0$	$23.9 \pm 8.8 \pm 5.4$
1.37	$17.5 \pm 4.1 \pm 4.3$	$21.6 \pm 3.7 \pm 2.1$	$30.5 \pm 4.6 \pm 2.4$	$11.8 \pm 5.0 \pm 9.5$	$24.4 \pm 7.3 \pm 2.1$	$22.5 \pm 9.6 \pm 8.2$
1.39	$18.0 \pm 3.8 \pm 3.1$	$24.2 \pm 3.9 \pm 4.0$	$18.5 \pm 4.7 \pm 4.4$	$23.5 \pm 5.8 \pm 4.8$	$29.1 \pm 8.5 \pm 6.8$	$33 \pm 11 \pm 3$
1.41	$23.0 \pm 4.3 \pm 1.3$	$20.3 \pm 4.2 \pm 2.0$	$19.8 \pm 5.1 \pm 4.8$	$31.8 \pm 6.2 \pm 5.1$	$24.7 \pm 7.8 \pm 3.6$	$32 \pm 10 \pm 4$
1.43	$23.9 \pm 4.8 \pm 2.3$	$20.8 \pm 5.0 \pm 5.3$	$16.8 \pm 4.5 \pm 3.0$	$21.6 \pm 5.6 \pm 2.4$	$33.7 \pm 8.0 \pm 4.7$	$27.0 \pm 8.5 \pm 5.5$
1.45	$15.6 \pm 4.9 \pm 4.1$	$24.8 \pm 6.1 \pm 3.2$	$30.8 \pm 5.8 \pm 2.2$	$33.4 \pm 6.6 \pm 4.5$	$36.7 \pm 7.3 \pm 5.1$	$45 \pm 10 \pm 6$
1.47	$34.3 \pm 7.4 \pm 2.9$	$33.8 \pm 6.5 \pm 3.6$	$37.0 \pm 6.2 \pm 2.3$	$37.5 \pm 6.0 \pm 4.9$	$44.8 \pm 8.0 \pm 6.0$	$39 \pm 10 \pm 4$
1.49	$41.5 \pm 7.8 \pm 4.0$	$41.5 \pm 6.8 \pm 4.2$	$45.5 \pm 6.3 \pm 8.8$	$45.4 \pm 5.9 \pm 7.0$	$64 \pm 9 \pm 10$	$67 \pm 11 \pm 10$
1.51	$36.5 \pm 6.7 \pm 4.6$	$36.6 \pm 6.1 \pm 4.0$	$48.6 \pm 5.6 \pm 5.9$	$50.8 \pm 6.1 \pm 5.8$	$47.6 \pm 7.4 \pm 5.2$	$85 \pm 11 \pm 11$
1.53	$39.8 \pm 6.7 \pm 4.7$	$39.9 \pm 6.0 \pm 5.4$	$37.0 \pm 4.9 \pm 4.6$	$42.4 \pm 5.6 \pm 4.5$	$39.9 \pm 6.2 \pm 3.7$	$50.4 \pm 8.7 \pm 6.3$
1.55	$37.1 \pm 6.3 \pm 2.5$	$31.4 \pm 4.8 \pm 3.9$	$26.8 \pm 4.0 \pm 4.6$	$39.0 \pm 4.9 \pm 3.6$	$57.8 \pm 7.0 \pm 5.2$	$61 \pm 10 \pm 7$
1.57	$15.6 \pm 3.9 \pm 3.8$	$19.7 \pm 3.8 \pm 3.5$	$32.7 \pm 4.1 \pm 2.8$	$36.8 \pm 4.3 \pm 3.2$	$41.3 \pm 6.9 \pm 7.3$	$31 \pm 9 \pm 10$
1.59	$18.5 \pm 3.9 \pm 1.3$	$30.0 \pm 4.2 \pm 3.1$	$31.5 \pm 3.8 \pm 3.5$	$40.1 \pm 4.7 \pm 4.7$	$27.8 \pm 6.4 \pm 5.0$	$26.0 \pm 7.2 \pm 8.9$
1.61	$18.1 \pm 3.7 \pm 3.4$	$21.7 \pm 3.7 \pm 3.5$	$28.9 \pm 3.5 \pm 3.7$	$23.8 \pm 4.5 \pm 3.5$	$31.8 \pm 5.9 \pm 2.4$	$26.2 \pm 6.4 \pm 4.0$
1.63	$19.0 \pm 4.0 \pm 2.2$	$26.4 \pm 3.8 \pm 1.8$	$29.4 \pm 3.8 \pm 2.6$	$27.0 \pm 4.4 \pm 4.3$	$32.6 \pm 5.2 \pm 4.2$	$35.8 \pm 6.7 \pm 2.7$
1.65	$20.4 \pm 4.1 \pm 3.3$	$25.1 \pm 3.7 \pm 2.2$	$22.3 \pm 3.6 \pm 3.8$	$29.2 \pm 3.8 \pm 2.4$	$39.5 \pm 5.6 \pm 5.0$	$36.8 \pm 7.5 \pm 6.8$
1.67	$17.7 \pm 3.6 \pm 3.4$	$16.2 \pm 3.2 \pm 1.6$	$26.1 \pm 3.5 \pm 2.2$	$18.8 \pm 3.1 \pm 2.4$	$17.0 \pm 5.3 \pm 4.7$	$19.7 \pm 8.3 \pm 3.2$
1.69	$10.8 \pm 3.2 \pm 2.6$	$16.2 \pm 3.4 \pm 3.6$	$21.5 \pm 3.0 \pm 4.5$	$16.0 \pm 3.6 \pm 2.9$	$31 \pm 13 \pm 26$	$22 \pm 14 \pm 9$
1.71	$13.1 \pm 3.7 \pm 3.8$	$13.3 \pm 3.1 \pm 1.5$	$14.1 \pm 2.6 \pm 3.5$	$8.9 \pm 4.3 \pm 1.9$	$16.8 \pm 5.6 \pm 2.3$	$9.5 \pm 5.0 \pm 2.5$
1.73	$3.4 \pm 2.4 \pm 3.0$	$6.2 \pm 2.4 \pm 4.5$	$8.4 \pm 2.8 \pm 2.0$	$14.4 \pm 3.6 \pm 2.0$	$16.7 \pm 3.4 \pm 3.4$	$14.3 \pm 3.7 \pm 2.3$
1.75	$17.2 \pm 3.5 \pm 2.0$	$6.5 \pm 2.5 \pm 1.9$	$11.1 \pm 3.3 \pm 1.3$	$10.3 \pm 2.2 \pm 2.6$	$6.7 \pm 2.4 \pm 1.3$	$8.2 \pm 3.0 \pm 1.4$
1.77	$4.2 \pm 2.9 \pm 5.4$	$5.1 \pm 2.5 \pm 0.9$	$7.1 \pm 2.2 \pm 1.7$	$8.0 \pm 1.7 \pm 1.0$	$8.0 \pm 2.4 \pm 2.3$	$11.6 \pm 3.4 \pm 1.6$
1.79	$5.6 \pm 2.6 \pm 3.3$	$9.6 \pm 2.6 \pm 1.8$	$7.0 \pm 1.6 \pm 1.8$	$8.4 \pm 1.7 \pm 0.8$	$3.7 \pm 4.0 \pm 3.5$	$4.6 \pm 4.0 \pm 3.5$
1.81	$4.9 \pm 2.0 \pm 2.0$	$8.8 \pm 2.0 \pm 0.9$	$7.9 \pm 1.5 \pm 0.8$	$13.6 \pm 2.2 \pm 3.1$	$19 \pm 9 \pm 10$	$18.6 \pm 9.3 \pm 9.8$
1.83	$8.2 \pm 1.9 \pm 1.1$	$5.7 \pm 1.6 \pm 1.1$	$7.7 \pm 1.6 \pm 0.9$	$5.6 \pm 3.1 \pm 5.1$	$4.9 \pm 3.6 \pm 2.1$	$7.1 \pm 4.3 \pm 2.8$
1.85	$4.6 \pm 1.7 \pm 0.9$	$8.4 \pm 1.8 \pm 1.5$	$5.6 \pm 1.8 \pm 1.7$	$7.3 \pm 2.4 \pm 1.1$	$9.2 \pm 2.7 \pm 1.0$	$8.3 \pm 3.2 \pm 2.2$
1.87	$4.6 \pm 1.9 \pm 1.2$	$4.8 \pm 2.1 \pm 1.2$	$5.4 \pm 2.0 \pm 1.6$	$6.4 \pm 1.8 \pm 0.8$	$7.1 \pm 2.3 \pm 2.3$	$6.6 \pm 2.9 \pm 1.4$
1.89	$11 \pm 4 \pm 11$	$8.7 \pm 2.6 \pm 2.2$	$8.2 \pm 1.8 \pm 0.9$	$5.8 \pm 1.6 \pm 1.0$	$13.5 \pm 2.9 \pm 2.8$	$7.8 \pm 3.6 \pm 1.9$
1.91	$10.1 \pm 2.6 \pm 1.9$	$4.2 \pm 2.7 \pm 1.8$	$5.0 \pm 1.4 \pm 1.2$	$7.3 \pm 1.8 \pm 1.8$	$5.7 \pm 3.7 \pm 1.8$	$10.0 \pm 5.9 \pm 3.9$
1.93	$1.4 \pm 1.7 \pm 1.9$	$1.5 \pm 1.4 \pm 1.8$	$3.2 \pm 1.4 \pm 1.2$	$2.5 \pm 2.2 \pm 1.8$		
1.95	$5.2 \pm 1.8 \pm 1.9$	$2.8 \pm 1.5 \pm 1.8$	$2.8 \pm 1.7 \pm 1.2$			
1.97	$3.3 \pm 2.1 \pm 1.9$	$6.4 \pm 2.4 \pm 1.8$				

TABLE II. $H(e, e'p)\gamma$ cross section $d^5\sigma/(dk'_{\text{lab}} d[\Omega_e]_{\text{lab}} d[\Omega_p]_{\text{c.m.}})$ (\pm statistical \pm systematic error) at $Q^2 = 1.0 \text{ GeV}^2$ and $\cos\theta_{\gamma\gamma}^* = -0.875$ in fb/(MeV sr²).

W (GeV)	$\phi = 15^\circ$	$\phi = 45^\circ$	$\phi = 75^\circ$	$\phi = 105^\circ$	$\phi = 135^\circ$	$\phi = 165^\circ$
0.99		$548 \pm 306 \pm 112$	$362 \pm 159 \pm 75$	$459 \pm 107 \pm 63$	$453 \pm 78 \pm 46$	$478 \pm 72 \pm 39$
1.01		$230 \pm 94 \pm 94$	$320 \pm 75 \pm 54$	$342 \pm 54 \pm 30$	$361 \pm 47 \pm 42$	$291 \pm 37 \pm 28$
1.03	$65 \pm 27 \pm 14$	$186 \pm 60 \pm 26$	$263 \pm 48 \pm 33$	$224 \pm 34 \pm 17$	$280 \pm 34 \pm 20$	$283 \pm 32 \pm 22$
1.05		$144 \pm 43 \pm 13$	$204 \pm 35 \pm 23$	$197 \pm 28 \pm 14$	$144 \pm 22 \pm 18$	$141 \pm 21 \pm 11$
1.07		$124 \pm 34 \pm 18$	$87 \pm 19 \pm 9$	$154 \pm 22 \pm 12$	$134 \pm 19 \pm 6$	$157 \pm 20 \pm 14$
1.09		$115 \pm 29 \pm 10$	$143 \pm 23 \pm 9$	$96 \pm 16 \pm 40$	$124 \pm 17 \pm 14$	$121 \pm 19 \pm 11$
1.11	$30 \pm 15 \pm 7$	$69 \pm 20 \pm 4$	$106 \pm 18 \pm 8$	$134 \pm 18 \pm 10$	$129 \pm 21 \pm 13$	$81 \pm 20 \pm 45$
1.13	$30 \pm 14 \pm 5$	$85 \pm 20 \pm 8$	$82 \pm 14 \pm 6$	$114 \pm 17 \pm 4$	$78 \pm 19 \pm 16$	$105 \pm 30 \pm 11$
1.15	$59 \pm 20 \pm 3$	$45 \pm 13 \pm 12$	$133 \pm 19 \pm 9$	$99 \pm 18 \pm 18$	$98 \pm 22 \pm 13$	$116 \pm 25 \pm 10$
1.17	$31 \pm 14 \pm 8$	$43 \pm 14 \pm 15$	$110 \pm 17 \pm 5$	$107 \pm 18 \pm 11$	$118 \pm 22 \pm 14$	$106 \pm 30 \pm 14$
1.19	$130 \pm 28 \pm 26$	$118 \pm 18 \pm 8$	$123 \pm 17 \pm 11$	$126 \pm 18 \pm 12$	$145 \pm 29 \pm 18$	$272 \pm 122 \pm 90$
1.21	$103 \pm 21 \pm 11$	$124 \pm 19 \pm 7$	$135 \pm 17 \pm 5$	$183 \pm 21 \pm 11$	$177 \pm 51 \pm 18$	$217 \pm 70 \pm 46$
1.23	$129 \pm 21 \pm 8$	$117 \pm 18 \pm 6$	$135 \pm 16 \pm 9$	$133 \pm 20 \pm 12$	$130 \pm 24 \pm 42$	$68 \pm 19 \pm 28$

TABLE II. (Continued.)

W (GeV)	$\phi = 15^\circ$	$\phi = 45^\circ$	$\phi = 75^\circ$	$\phi = 105^\circ$	$\phi = 135^\circ$	$\phi = 165^\circ$
1.25	$99 \pm 17 \pm 6$	$95 \pm 17 \pm 6$	$99 \pm 13 \pm 7$	$68 \pm 14 \pm 8$	$88 \pm 14 \pm 14$	$81 \pm 21 \pm 8$
1.27	$54 \pm 13 \pm 7$	$61 \pm 13 \pm 14$	$87 \pm 13 \pm 5$	$71 \pm 11 \pm 6$	$58 \pm 12 \pm 7$	
1.29	$35 \pm 11 \pm 5$	$41 \pm 10 \pm 9$	$47 \pm 10 \pm 4$	$70.0 \pm 9.4 \pm 4.7$	$58 \pm 19 \pm 7$	
1.31	$29 \pm 10 \pm 5$	$51 \pm 10 \pm 5$	$49.2 \pm 9.0 \pm 3.1$	$58.3 \pm 8.8 \pm 3.7$		
1.33	$29.3 \pm 8.5 \pm 2.5$	$44 \pm 10 \pm 4$	$35.0 \pm 6.6 \pm 4.3$	$39.8 \pm 8.8 \pm 2.7$		
1.35	$10.4 \pm 5.0 \pm 7.7$	$28.9 \pm 9.7 \pm 4.6$	$31.2 \pm 5.4 \pm 3.3$	$43 \pm 11 \pm 10$	$52 \pm 19 \pm 22$	
1.37	$24.0 \pm 9.9 \pm 5.9$	$57 \pm 12 \pm 4$	$45.0 \pm 6.3 \pm 4.1$	$38 \pm 12 \pm 4$	$24 \pm 18 \pm 7$	
1.39		$42.1 \pm 7.5 \pm 7.4$	$35.9 \pm 6.2 \pm 2.3$	$31 \pm 10 \pm 6$		
1.41	$12 \pm 10 \pm 13$	$21.3 \pm 4.8 \pm 7.8$	$30.8 \pm 6.9 \pm 1.8$	$18.0 \pm 9.1 \pm 4.1$	$69 \pm 37 \pm 8$	
1.43	$28.6 \pm 8.0 \pm 6.1$	$32.1 \pm 5.7 \pm 4.2$	$27.6 \pm 8.0 \pm 6.6$	$25 \pm 11 \pm 6$	$48 \pm 21 \pm 12$	
1.45	$27.8 \pm 6.5 \pm 4.0$	$36.9 \pm 7.3 \pm 8.8$	$31.3 \pm 8.6 \pm 5.5$	$11 \pm 8 \pm 10$		
1.47		$44 \pm 11 \pm 8$	$25 \pm 7 \pm 10$	$49 \pm 12 \pm 9$		
1.49		$47 \pm 14 \pm 14$	$46 \pm 10 \pm 6$	$70 \pm 14 \pm 8$		
1.51		$38 \pm 10 \pm 6$	$57 \pm 10 \pm 5$	$50 \pm 12 \pm 16$		
1.53		$40 \pm 11 \pm 6$	$53 \pm 10 \pm 3$	$37 \pm 10 \pm 12$		
1.55		$30 \pm 13 \pm 16$	$45.2 \pm 8.4 \pm 2.6$	$42 \pm 10 \pm 6$		
1.57			$36.7 \pm 7.8 \pm 6.8$	$59 \pm 12 \pm 5$		
1.59		$15.5 \pm 7.3 \pm 9.9$	$22.1 \pm 6.7 \pm 3.6$	$37 \pm 12 \pm 4$		
1.61		$12.8 \pm 6.7 \pm 6.5$	$28.4 \pm 7.4 \pm 3.3$	$30 \pm 11 \pm 3$		
1.63			$47.3 \pm 9.1 \pm 4.3$	$32 \pm 12 \pm 6$		
1.65			$48.9 \pm 9.7 \pm 6.0$	$27 \pm 14 \pm 5$		
1.67			$18.1 \pm 7.4 \pm 7.1$	$47 \pm 13 \pm 15$		
1.69			$12.6 \pm 9.1 \pm 9.4$			

TABLE III. $H(e, e' p)\gamma$ cross section $d^5\sigma/(dk'_{lab} d[\Omega_e]_{lab} d[\Omega_p]_{c.m.})$ (\pm statistical \pm systematic error) at $Q^2 = 1.0$ GeV² and $\cos\theta_{\gamma\gamma}^* = -0.650$ in fb/(MeV sr²).

W (GeV)	$\phi = 15^\circ$	$\phi = 45^\circ$	$\phi = 75^\circ$	$\phi = 105^\circ$	$\phi = 135^\circ$	$\phi = 165^\circ$
0.99			$554 \pm 216 \pm 88$	$452 \pm 90 \pm 38$	$454 \pm 64 \pm 23$	$340 \pm 49 \pm 26$
1.01	$4710 \pm 1720 \pm 565$	$1400 \pm 552 \pm 135$	$380 \pm 87 \pm 71$	$286 \pm 46 \pm 17$	$213 \pm 30 \pm 16$	$274 \pm 31 \pm 17$
1.03	$2760 \pm 1140 \pm 430$	$237 \pm 109 \pm 55$	$270 \pm 50 \pm 18$	$195 \pm 28 \pm 16$	$234 \pm 27 \pm 12$	$205 \pm 25 \pm 11$
1.05		$277 \pm 94 \pm 63$	$234 \pm 41 \pm 12$	$211 \pm 27 \pm 16$	$167 \pm 22 \pm 14$	$173 \pm 22 \pm 9$
1.07		$65 \pm 36 \pm 19$	$183 \pm 29 \pm 8$	$161 \pm 21 \pm 10$	$140 \pm 18 \pm 11$	$142 \pm 19 \pm 20$
1.09		$266 \pm 59 \pm 12$	$153 \pm 24 \pm 9$	$169 \pm 20 \pm 9$	$139 \pm 19 \pm 10$	$97 \pm 21 \pm 101$
1.11		$189 \pm 44 \pm 18$	$139 \pm 21 \pm 5$	$108 \pm 15 \pm 7$	$152 \pm 26 \pm 41$	
1.13	$462 \pm 181 \pm 270$	$195 \pm 41 \pm 9$	$113 \pm 17 \pm 5$	$123 \pm 18 \pm 7$		
1.15	$131 \pm 69 \pm 97$	$92 \pm 26 \pm 9$	$102 \pm 15 \pm 5$	$125 \pm 20 \pm 11$	$128 \pm 27 \pm 169$	
1.17	$134 \pm 57 \pm 65$	$132 \pm 27 \pm 13$	$95 \pm 15 \pm 10$	$135 \pm 21 \pm 15$		
1.19	$196 \pm 52 \pm 3$	$107 \pm 22 \pm 24$	$168 \pm 20 \pm 5$	$152 \pm 22 \pm 27$		
1.21		$154 \pm 25 \pm 22$	$153 \pm 18 \pm 14$	$125 \pm 21 \pm 17$		
1.23		$104 \pm 19 \pm 16$	$132 \pm 17 \pm 10$	$87 \pm 21 \pm 10$		
1.25		$108 \pm 19 \pm 12$	$76 \pm 13 \pm 12$	$50 \pm 15 \pm 59$		
1.27		$107 \pm 20 \pm 11$	$103 \pm 15 \pm 15$	$85 \pm 16 \pm 73$		
1.29		$51 \pm 17 \pm 6$	$79 \pm 15 \pm 15$	$43 \pm 10 \pm 12$		
1.31		$77 \pm 19 \pm 23$	$69 \pm 13 \pm 14$	$68 \pm 14 \pm 32$		
1.33		$60 \pm 16 \pm 16$	$42 \pm 10 \pm 15$	$54 \pm 15 \pm 42$		
1.35		$62 \pm 16 \pm 4$	$65 \pm 11 \pm 3$			
1.37		$59 \pm 18 \pm 11$	$29 \pm 7 \pm 16$			
1.39			$43 \pm 8 \pm 25$			
1.41			$45 \pm 10 \pm 23$			
1.43			$36 \pm 11 \pm 18$			

TABLE IV. $H(e, e'p)\gamma$ cross section $d^5\sigma/(dk'_{\text{lab}}d[\Omega_e]_{\text{lab}}d[\Omega_p]_{\text{c.m.}})$ (\pm statistical error) at $\cos\theta_{\gamma\gamma}^* = -0.975$ and $W = 1.45, 1.47, 1.49, 1.51$ GeV in fb/(MeV sr²). The systematic error is globally $\pm 12\%$ on each point.

W (GeV)	Q^2 (GeV ²)	$\phi = 15^\circ$	$\phi = 45^\circ$	$\phi = 75^\circ$	$\phi = 105^\circ$	$\phi = 135^\circ$	$\phi = 165^\circ$
1.45	0.700						153 \pm 61
1.45	0.875	58 \pm 47	49 \pm 24	43 \pm 17	124 \pm 46		
1.45	0.925		17 \pm 12	26 \pm 12	98 \pm 43		
1.45	0.975	34 \pm 17	16.2 \pm 9.8	30 \pm 11	137 \pm 102		
1.45	1.025		33 \pm 16	49 \pm 17	12.6 \pm 9.3	35 \pm 12	62 \pm 19
1.45	1.075				28.4 \pm 9.7	31.1 \pm 9.3	18 \pm 10
1.45	1.125				19.8 \pm 8.4	15.1 \pm 7.7	24 \pm 13
1.45	2.150			9.5 \pm 5.6	2.3 \pm 1.2	2.9 \pm 1.2	2.0 \pm 1.4
1.47	0.633				1040 \pm 909	119 \pm 117	
1.47	0.700				84 \pm 79	145 \pm 38	72 \pm 36
1.47	0.767						156 \pm 95
1.47	0.875	31 \pm 24	60 \pm 18	49 \pm 17			
1.47	0.925	73 \pm 21	46 \pm 14	48 \pm 18			
1.47	0.975	40 \pm 19	19 \pm 10	44 \pm 22	61 \pm 17	48 \pm 17	29 \pm 19
1.47	1.025			40 \pm 17	28.6 \pm 9.4	37 \pm 11	46 \pm 19
1.47	1.075	154 \pm 111		63 \pm 21	27.5 \pm 8.7	22 \pm 10	34 \pm 18
1.47	1.125			22 \pm 13	14.1 \pm 7.0	46 \pm 16	25 \pm 19
1.47	2.050				3.5 \pm 1.6	1.7 \pm 1.1	4.1 \pm 2.4
1.47	2.150			2.0 \pm 1.5	2.2 \pm 1.1	2.2 \pm 1.6	2.4 \pm 1.5
1.49	0.567					3280 \pm 2850	2500 \pm 2110
1.49	0.633				335 \pm 75	124 \pm 46	169 \pm 61
1.49	0.700				140 \pm 46	82 \pm 31	98 \pm 45
1.49	0.767				124 \pm 92	144 \pm 75	108 \pm 112
1.49	0.875	39 \pm 15	83 \pm 18	51 \pm 26			
1.49	0.925	89 \pm 23	56 \pm 17	76 \pm 23	44 \pm 17	63 \pm 28	86 \pm 43
1.49	0.975	66 \pm 37	77 \pm 36	44 \pm 14	40 \pm 11	25 \pm 14	29 \pm 23
1.49	1.025	95 \pm 51	26 \pm 21	68 \pm 15	41 \pm 10	63 \pm 21	30 \pm 24
1.49	1.075		42 \pm 24	46 \pm 12	40 \pm 10	21 \pm 19	57 \pm 27
1.49	1.125			24 \pm 11	8.0 \pm 8.1	42 \pm 11	51 \pm 10
1.49	1.950			24 \pm 14	6.2 \pm 4.4		5.8 \pm 3.5
1.49	2.050		8.2 \pm 5.9	2.2 \pm 1.4	2.2 \pm 1.1	5.1 \pm 1.6	3.1 \pm 1.5
1.49	2.150		9.1 \pm 6.5	2.8 \pm 1.4	2.5 \pm 1.8		
1.51	0.567		488 \pm 318	370 \pm 137	151 \pm 77	332 \pm 126	465 \pm 267
1.51	0.633		483 \pm 379	129 \pm 82	207 \pm 39	204 \pm 53	171 \pm 74
1.51	0.700			159 \pm 145	88 \pm 29	150 \pm 46	112 \pm 65
1.51	0.767				98 \pm 80	227 \pm 157	808 \pm 674
1.51	0.875	55 \pm 15	26 \pm 11	42 \pm 24	99 \pm 31		
1.51	0.925	33 \pm 19	56 \pm 19	35 \pm 12	49 \pm 14	55 \pm 33	277 \pm 104
1.51	0.975	54 \pm 25	59 \pm 20	76 \pm 14	64 \pm 16	50 \pm 35	106 \pm 73
1.51	1.025		25 \pm 13	36.9 \pm 9.8	34 \pm 13		
1.51	1.075	128 \pm 66	54 \pm 22	30 \pm 10	55 \pm 13	27.3 \pm 8.5	68 \pm 13
1.51	1.125			62 \pm 36	13.4 \pm 7.6	42.6 \pm 8.6	52 \pm 10
1.51	1.950				4.2 \pm 1.8	8.4 \pm 2.6	2.5 \pm 1.6
1.51	2.050			5.3 \pm 1.7	4.1 \pm 1.4	2.0 \pm 1.2	3.3 \pm 2.2
1.51	2.150	9.1 \pm 6.6			5.2 \pm 3.1		

TABLE V. $H(e, e'p)\gamma$ cross section $d^5\sigma/(dk'_{\text{lab}}d[\Omega_e]_{\text{lab}}d[\Omega_p]_{\text{c.m.}})$ (\pm statistical error) at $\cos\theta_{\gamma\gamma}^* = -0.975$ and $W = 1.53, 1.55, 1.57, 1.59$ GeV in fb/(MeV sr²). The systematic error is globally $\pm 12\%$ on each point.

W (GeV)	Q^2 (GeV ²)	$\phi = 15^\circ$	$\phi = 45^\circ$	$\phi = 75^\circ$	$\phi = 105^\circ$	$\phi = 135^\circ$	$\phi = 165^\circ$
1.53	0.500	405 \pm 383	449 \pm 312	346 \pm 199	907 \pm 472		
1.53	0.567	50 \pm 95	145 \pm 91	68 \pm 43	146 \pm 45	382 \pm 134	258 \pm 173
1.53	0.633		192 \pm 135	165 \pm 45	117 \pm 33	103 \pm 66	461 \pm 165

TABLE V. (Continued.)

W (GeV)	Q^2 (GeV ²)	$\phi = 15^\circ$	$\phi = 45^\circ$	$\phi = 75^\circ$	$\phi = 105^\circ$	$\phi = 135^\circ$	$\phi = 165^\circ$
1.53	0.700		361 ± 304	62 ± 56	87 ± 33	170 ± 94	260 ± 164
1.53	0.875	70 ± 17	63 ± 17	55 ± 16	64 ± 25		
1.53	0.925	56 ± 20	10.1 ± 9.1	38 ± 11	31 ± 18		
1.53	0.975	33 ± 14	81 ± 17	30.9 ± 9.3	67 ± 27		95 ± 70
1.53	1.025	26 ± 14	31 ± 12	49 ± 12	42 ± 12	52 ± 12	46 ± 14
1.53	1.075		81 ± 58	47 ± 24	40.0 ± 9.2	17.0 ± 6.2	22.4 ± 8.8
1.53	1.125				15.0 ± 6.2	17.4 ± 6.3	36 ± 11
1.53	1.850				11.2 ± 7.2		
1.53	1.950		4.3 ± 2.7	2.9 ± 1.4	4.5 ± 1.6	3.0 ± 1.6	2.6 ± 1.9
1.53	2.050			3.3 ± 1.3	1.5 ± 0.9		
1.53	2.150	7.2 ± 5.1	3.8 ± 2.3		4.6 ± 3.3		
1.55	0.500	315 ± 181	290 ± 144	235 ± 69	236 ± 126		
1.55	0.567	221 ± 75	268 ± 69	170 ± 39	261 ± 63	621 ± 511	2290 ± 1550
1.55	0.633	137 ± 129	171 ± 69	75 ± 30	100 ± 43	588 ± 401	
1.55	0.700			123 ± 116	77 ± 104		
1.55	0.875	48 ± 16	50 ± 13	28 ± 10	99 ± 75		
1.55	0.925	54 ± 15	36 ± 10	45 ± 12			
1.55	0.975	39 ± 14	30 ± 10	20.8 ± 8.8	37 ± 11	57 ± 14	54 ± 18
1.55	1.025	147 ± 71	48 ± 23	10.9 ± 7.2	41.3 ± 8.8	48 ± 10	80 ± 18
1.55	1.075		63 ± 44	46 ± 15	31.6 ± 7.6	61 ± 12	27 ± 13
1.55	1.125			19 ± 10	20.1 ± 6.3	22.5 ± 9.1	29 ± 16
1.55	1.850			9.3 ± 6.6	6.6 ± 3.1		
1.55	1.950		2.3 ± 1.4	1.2 ± 0.7	2.0 ± 1.0	6.0 ± 4.3	
1.55	2.050		2.0 ± 1.1	4.5 ± 1.5	2.6 ± 1.6		
1.57	0.500	257 ± 78	146 ± 57	400 ± 69			
1.57	0.567	97 ± 79	155 ± 47	191 ± 38			
1.57	0.633	146 ± 142	101 ± 85	37 ± 35	476 ± 247		
1.57	0.875	30 ± 10	30.6 ± 9.4	49 ± 15			
1.57	0.925	25.3 ± 9.9	40 ± 10	36 ± 12	50 ± 14	52 ± 18	37 ± 26
1.57	0.975	46 ± 28	36 ± 19	36 ± 10	39.1 ± 8.8	44 ± 13	45 ± 21
1.57	1.025	65 ± 46		26.4 ± 8.5	25.5 ± 7.1	17 ± 10	27 ± 18
1.57	1.075		34 ± 17	21.8 ± 7.5	39.9 ± 8.8	29 ± 13	22 ± 21
1.57	1.125			20.5 ± 7.9	18.8 ± 7.2	37 ± 16	21 ± 14
1.57	1.850		3.1 ± 2.3	1.8 ± 1.2	5.4 ± 3.3	13.5 ± 9.7	
1.57	1.950	2.4 ± 1.3	3.0 ± 1.2	4.7 ± 1.5	3.4 ± 1.8		
1.57	2.050			2.3 ± 1.4			
1.59	0.433		121 ± 177	440 ± 410			
1.59	0.500	118 ± 58	141 ± 48	187 ± 73			
1.59	0.567	117 ± 63	64 ± 38	173 ± 56			
1.59	0.633		6070 ± 6330				
1.59	0.875	26.6 ± 8.2	37.4 ± 9.0	45 ± 16	49 ± 18	93 ± 45	156 ± 129
1.59	0.925	74 ± 23	46 ± 13	26.1 ± 9.3	53 ± 12	14 ± 14	108 ± 78
1.59	0.975	33 ± 22	30 ± 12	27.9 ± 7.8	35.1 ± 9.3	32 ± 30	54 ± 42
1.59	1.025	21 ± 18	32 ± 11	29.1 ± 7.5	44 ± 10		
1.59	1.075	23 ± 14	34 ± 14	30.0 ± 7.7	38 ± 11	60 ± 24	29 ± 14
1.59	1.125			56 ± 22	16 ± 11	18.8 ± 6.3	12.2 ± 5.5
1.59	1.850		2.0 ± 1.3	1.7 ± 1.0	5.8 ± 2.6		
1.59	1.950		2.5 ± 1.5	2.0 ± 1.5			

TABLE VI. $H(e, e'p)\pi^0$ twofold cross section $d^2\sigma/d[\Omega_p]_{\text{c.m.}}$ (\pm statistical error) at $\cos\theta_{\text{c.m.}} = -0.975$ and $W = 1.45, 1.47, 1.49, 1.51$ GeV in nb/sr. The systematic error is globally $\pm 4\%$ on each point.

W (GeV)	Q^2 (GeV ²)	$\phi = 15^\circ$	$\phi = 45^\circ$	$\phi = 75^\circ$	$\phi = 105^\circ$	$\phi = 135^\circ$	$\phi = 165^\circ$
1.45	0.700					788 ± 498	289 ± 158
1.45	0.767					407 ± 120	590 ± 148

TABLE VI. (*Continued.*)

W (GeV)	Q^2 (GeV ²)	$\phi = 15^\circ$	$\phi = 45^\circ$	$\phi = 75^\circ$	$\phi = 105^\circ$	$\phi = 135^\circ$	$\phi = 165^\circ$
1.45	0.875	120 ± 28	105 ± 23	268 ± 34	167 ± 51		
1.45	0.925	105 ± 16	134 ± 16	201 ± 18	355 ± 51	771 ± 497	561 ± 445
1.45	0.975	128 ± 17	154 ± 15	239 ± 19	230 ± 56	1360 ± 1090	
1.45	1.025	184 ± 22	144 ± 16	252 ± 22	167 ± 48	327 ± 77	532 ± 113
1.45	1.075	177 ± 33	195 ± 26	210 ± 25	266 ± 24	395 ± 30	423 ± 38
1.45	1.125	150 ± 102	157 ± 82	246 ± 48	315 ± 24	382 ± 28	461 ± 42
1.45	2.050						267 ± 186
1.45	2.150		314 ± 146	103 ± 26	91 ± 16	130 ± 18	164 ± 21
1.45	2.250				124 ± 49	71 ± 35	96 ± 44
1.47	0.700				497 ± 87	525 ± 43	663 ± 51
1.47	0.767				272 ± 95	475 ± 63	653 ± 91
1.47	0.875	209 ± 23	166 ± 17	209 ± 21	483 ± 308		
1.47	0.925	120 ± 15	167 ± 15	236 ± 23	918 ± 770		
1.47	0.975	174 ± 19	220 ± 19	257 ± 28	194 ± 84	402 ± 104	299 ± 104
1.47	1.025	154 ± 22	235 ± 23	225 ± 23	334 ± 26	411 ± 34	523 ± 53
1.47	1.075	138 ± 51	179 ± 41	229 ± 25	295 ± 20	439 ± 31	642 ± 59
1.47	1.125	84 ± 66	191 ± 50	223 ± 26	320 ± 23	502 ± 44	523 ± 66
1.47	2.050			33 ± 19	94 ± 24	206 ± 35	178 ± 32
1.47	2.150	35 ± 21	78 ± 24	65 ± 12	134 ± 15	165 ± 18	189 ± 23
1.47	2.250			108 ± 68	447 ± 209	102 ± 73	
1.49	0.633				530 ± 69	667 ± 66	802 ± 88
1.49	0.700				528 ± 35	605 ± 30	695 ± 43
1.49	0.767				451 ± 74	488 ± 65	440 ± 95
1.49	0.875	164 ± 15	198 ± 16	283 ± 33			
1.49	0.925	145 ± 15	209 ± 18	260 ± 39	344 ± 109	969 ± 270	436 ± 201
1.49	0.975	145 ± 17	230 ± 20	231 ± 22	363 ± 27	510 ± 51	544 ± 77
1.49	1.025	146 ± 31	155 ± 24	272 ± 20	327 ± 21	485 ± 44	437 ± 64
1.49	1.075	132 ± 33	151 ± 27	245 ± 19	354 ± 23	351 ± 44	460 ± 80
1.49	1.125	128 ± 33	133 ± 26	248 ± 22	375 ± 29	427 ± 55	304 ± 50
1.49	1.950					543 ± 324	
1.49	2.050		52 ± 19	70 ± 13	98 ± 13	145 ± 17	218 ± 25
1.49	2.150	34 ± 15	68 ± 16	88 ± 12	97 ± 13	154 ± 22	135 ± 28
1.51	0.567	706 ± 555	426 ± 351	679 ± 187	664 ± 136	878 ± 179	1020 ± 276
1.51	0.633	410 ± 173	495 ± 146	490 ± 52	617 ± 29	717 ± 39	721 ± 56
1.51	0.700	463 ± 353	552 ± 325	481 ± 84	584 ± 27	702 ± 38	680 ± 57
1.51	0.767			1200 ± 496	496 ± 61	470 ± 84	821 ± 196
1.51	0.875	248 ± 17	283 ± 19	371 ± 67	249 ± 111	1270 ± 552	876 ± 514
1.51	0.925	248 ± 19	285 ± 22	347 ± 28	441 ± 35	522 ± 81	495 ± 124
1.51	0.975	234 ± 29	301 ± 27	345 ± 20	441 ± 27	527 ± 73	478 ± 102
1.51	1.025	240 ± 33	252 ± 25	330 ± 19	428 ± 28	468 ± 81	574 ± 139
1.51	1.075	170 ± 27	266 ± 27	350 ± 22	320 ± 28	372 ± 55	431 ± 66
1.51	1.125	244 ± 53	185 ± 32	316 ± 28	391 ± 29	424 ± 25	529 ± 31
1.51	1.950	76 ± 38	115 ± 41	132 ± 30	84 ± 20	144 ± 28	199 ± 39
1.51	2.050	51 ± 15	96 ± 17	120 ± 13	146 ± 13	173 ± 18	169 ± 24
1.51	2.150	30 ± 12	79 ± 15	84 ± 13	116 ± 17	115 ± 30	197 ± 58

TABLE VII. $H(e, e'p)\pi^0$ twofold cross section $d^2\sigma/d[\Omega_p]_{\text{c.m.}}$ (\pm statistical error) at $\cos\theta_{\text{c.m.}} = -0.975$ and $W = 1.53, 1.55, 1.57, 1.59$ GeV in nb/sr. The systematic error is globally $\pm 4\%$ on each point.

W (GeV)	Q^2 (GeV ²)	$\phi = 15^\circ$	$\phi = 45^\circ$	$\phi = 75^\circ$	$\phi = 105^\circ$	$\phi = 135^\circ$	$\phi = 165^\circ$
1.53	0.567	248 ± 53	409 ± 54	503 ± 34	580 ± 34	600 ± 70	406 ± 81
1.53	0.633	385 ± 79	499 ± 69	510 ± 30	578 ± 24	522 ± 45	557 ± 70

TABLE VII. (Continued.)

W (GeV)	Q^2 (GeV ²)	$\phi = 15^\circ$	$\phi = 45^\circ$	$\phi = 75^\circ$	$\phi = 105^\circ$	$\phi = 135^\circ$	$\phi = 165^\circ$
1.53	0.700	296 ± 120	336 ± 91	448 ± 38	561 ± 28	519 ± 55	519 ± 85
1.53	0.767			384 ± 146	427 ± 76	441 ± 195	890 ± 506
1.53	0.875	311 ± 19	299 ± 22	409 ± 34	403 ± 52	291 ± 149	2850 ± 1830
1.53	0.925	269 ± 26	313 ± 23	360 ± 20	510 ± 42	501 ± 159	630 ± 278
1.53	0.975	262 ± 27	340 ± 23	430 ± 22	368 ± 37	148 ± 103	1320 ± 806
1.53	1.025	285 ± 29	344 ± 24	365 ± 21	419 ± 44	229 ± 46	282 ± 56
1.53	1.075	357 ± 46	294 ± 28	358 ± 25	366 ± 23	407 ± 24	407 ± 29
1.53	1.125	175 ± 130	294 ± 91	339 ± 48	400 ± 22	392 ± 22	396 ± 29
1.53	1.850	1030 ± 804		514 ± 380			
1.53	1.950	83 ± 23	164 ± 27	156 ± 18	126 ± 14	179 ± 21	126 ± 23
1.53	2.050	103 ± 17	135 ± 16	174 ± 14	163 ± 15	143 ± 22	117 ± 28
1.53	2.150	116 ± 25	122 ± 21	94 ± 17	176 ± 33	263 ± 97	166 ± 106
1.55	0.500	286 ± 49	447 ± 53	511 ± 46	622 ± 97	879 ± 504	3240 ± 2290
1.55	0.567	328 ± 37	436 ± 32	503 ± 21	474 ± 30	273 ± 88	272 ± 124
1.55	0.633	278 ± 46	345 ± 38	480 ± 23	487 ± 28	306 ± 79	365 ± 117
1.55	0.700	62 ± 70	258 ± 83	427 ± 37	412 ± 39	193 ± 114	274 ± 169
1.55	0.767				440 ± 454		
1.55	0.875	235 ± 18	301 ± 20	313 ± 19	271 ± 79		
1.55	0.925	237 ± 20	312 ± 19	403 ± 23	133 ± 57		
1.55	0.975	272 ± 22	334 ± 20	387 ± 24	339 ± 58	286 ± 60	302 ± 72
1.55	1.025	306 ± 30	358 ± 24	328 ± 21	318 ± 20	361 ± 25	225 ± 24
1.55	1.075	277 ± 71	244 ± 42	336 ± 27	339 ± 18	313 ± 21	274 ± 27
1.55	1.125	278 ± 102	189 ± 61	366 ± 32	298 ± 18	270 ± 23	243 ± 31
1.55	1.850	158 ± 79	138 ± 44	182 ± 35	101 ± 24	107 ± 29	134 ± 41
1.55	1.950	101 ± 17	116 ± 15	137 ± 13	144 ± 13	125 ± 20	62 ± 20
1.55	2.050	77 ± 12	121 ± 13	121 ± 12	145 ± 18	26 ± 18	
1.55	2.150	92 ± 31	138 ± 33	118 ± 32	83 ± 54		
1.57	0.433	342 ± 195	100 ± 147	293 ± 332			
1.57	0.500	421 ± 33	464 ± 28	548 ± 27	488 ± 145		
1.57	0.567	286 ± 28	422 ± 24	440 ± 19	407 ± 63		
1.57	0.633	284 ± 43	339 ± 33	474 ± 24	340 ± 57		
1.57	0.700	324 ± 414	299 ± 205	431 ± 85	327 ± 150		
1.57	0.875	222 ± 16	258 ± 14	333 ± 22			
1.57	0.925	254 ± 18	299 ± 17	341 ± 27	332 ± 67	145 ± 47	174 ± 73
1.57	0.975	275 ± 22	328 ± 19	316 ± 20	322 ± 20	286 ± 27	178 ± 30
1.57	1.025	180 ± 36	306 ± 33	301 ± 19	298 ± 16	234 ± 23	167 ± 28
1.57	1.075	238 ± 51	299 ± 42	300 ± 20	295 ± 16	220 ± 24	278 ± 40
1.57	1.125	194 ± 52	188 ± 36	282 ± 20	284 ± 20	222 ± 34	138 ± 37
1.57	1.850	117 ± 27	123 ± 22	165 ± 20	131 ± 18	84 ± 23	46 ± 33
1.57	1.950	78 ± 12	131 ± 13	119 ± 11	121 ± 14	97 ± 30	78 ± 36
1.57	2.050	87 ± 14	132 ± 15	123 ± 16	73 ± 23		1080 ± 823
1.59	0.433	592 ± 101	514 ± 84	605 ± 160			
1.59	0.500	457 ± 28	471 ± 23	571 ± 31			
1.59	0.567	414 ± 30	446 ± 22	456 ± 25			
1.59	0.633	398 ± 113	406 ± 62	463 ± 48			
1.59	0.875	282 ± 15	281 ± 13	244 ± 26	315 ± 83	99 ± 72	132 ± 95
1.59	0.925	315 ± 21	337 ± 20	372 ± 23	326 ± 24	231 ± 38	229 ± 48
1.59	0.975	330 ± 38	358 ± 29	354 ± 18	367 ± 20	210 ± 34	209 ± 46
1.59	1.025	298 ± 42	327 ± 30	314 ± 17	302 ± 19	277 ± 47	131 ± 42
1.59	1.075	311 ± 43	366 ± 35	350 ± 19	295 ± 21	240 ± 55	151 ± 59
1.59	1.125	195 ± 50	300 ± 42	310 ± 23	245 ± 26	212 ± 26	145 ± 20
1.59	1.750		257 ± 124	115 ± 61	200 ± 96		
1.59	1.850	129 ± 19	124 ± 15	166 ± 15	133 ± 17	120 ± 44	285 ± 133
1.59	1.950	121 ± 13	143 ± 12	132 ± 12	139 ± 27		
1.59	2.050	49 ± 28	208 ± 52	174 ± 67			

TABLE VIII. The reduced cross section $\langle d^2\sigma \rangle$ (\pm statistical error) as a function of Q^2 , at $W = 1.53$ GeV and $\cos\theta_{c.m.} = -0.975$, for the two processes $H(e, e'p)\gamma$ and $H(e, e'p)\pi^0$. The systematic error on each cross-section point is globally $\pm 15\%$ for the $H(e, e'p)\gamma$ process and $\pm 4\%$ for the $H(e, e'p)\pi^0$ process.

Q^2 (GeV ²)	$\langle d^2\sigma_\gamma \rangle$ (nb/sr)	$\langle d^2\sigma_{\pi^0} \rangle$ (nb/sr)
0.567	35.4 ± 7.0	480.9 ± 18.6
0.633	30.5 ± 5.4	499.9 ± 15.0
0.700	25.9 ± 13.2	468.8 ± 18.2
0.767		383.6 ± 57.1
0.875	23.7 ± 4.1	394.9 ± 15.7
0.925	20.4 ± 3.8	382.4 ± 14.0
0.975	27.3 ± 4.0	393.6 ± 14.3
1.025	22.2 ± 3.4	352.4 ± 13.5
1.075	20.7 ± 3.0	347.1 ± 10.6
1.125	16.0 ± 3.0	338.1 ± 11.7
1.950	7.8 ± 2.1	131.9 ± 7.9
2.050	8.6 ± 2.4	149.4 ± 7.5
2.150		136.0 ± 12.6

TABLE IX. The ratio r of γ to π^0 reduced cross sections (\pm statistical error), at $Q^2 = 1$ GeV² and $\cos\theta_{c.m.} = -0.975$. The next columns contain the reduced cross section $\langle d^2\sigma_\gamma \rangle$ (\pm statistical \pm systematic error) at these kinematics, in terms of either $\langle d^2\sigma_\gamma/d[\Omega_p]_{c.m.} \rangle$ or $\langle d\sigma_\gamma/dt \rangle$. The systematic error on $\langle d\sigma \rangle$ is obtained by averaging over ϕ the systematic error given in Table I.

W (GeV)	$r = \langle d^2\sigma_\gamma \rangle / \langle d^2\sigma_{\pi^0} \rangle$	$\langle d^2\sigma_\gamma/d[\Omega_p]_{c.m.} \rangle$ (nb/sr)	$\langle d\sigma_\gamma/dt \rangle$ (nb/GeV ²)
0.99		$497 \pm 67 \pm 283$	$28200 \pm 3810 \pm 16100$
1.01		$262 \pm 23 \pm 81$	$10900 \pm 995 \pm 3390$
1.03		$142 \pm 12 \pm 33$	$4750 \pm 411 \pm 1120$
1.05		$100 \pm 8 \pm 32$	$2800 \pm 242 \pm 906$
1.07		$88 \pm 7 \pm 19$	$2120 \pm 168 \pm 465$
1.09		$55 \pm 4 \pm 11$	$1180 \pm 103 \pm 247$
1.11	0.3136 ± 0.0315	$60 \pm 4 \pm 10$	$1140 \pm 92 \pm 199$
1.13	0.1083 ± 0.0099	$54.3 \pm 4.7 \pm 9.2$	$939 \pm 80 \pm 159$
1.15	0.0644 ± 0.0051	$67 \pm 5 \pm 18$	$1070 \pm 82 \pm 288$
1.17	0.0462 ± 0.0030	$91 \pm 5 \pm 10$	$1350 \pm 83 \pm 147$
1.19	0.0309 ± 0.0018	$100 \pm 5 \pm 10$	$1370 \pm 76 \pm 143$
1.21	0.0234 ± 0.0013	$94 \pm 5 \pm 10$	$1210 \pm 68 \pm 131$
1.23	0.0212 ± 0.0013	$72.4 \pm 4.3 \pm 9.5$	$874 \pm 51 \pm 115$
1.25	0.0212 ± 0.0014	$51.3 \pm 3.2 \pm 7.4$	$586 \pm 36 \pm 84$
1.27	0.0192 ± 0.0014	$32.8 \pm 2.3 \pm 3.9$	$355 \pm 24 \pm 41$
1.29	0.0188 ± 0.0014	$22.7 \pm 1.6 \pm 2.6$	$233 \pm 16 \pm 26$
1.31	0.0239 ± 0.0019	$20.9 \pm 1.6 \pm 4.2$	$205 \pm 15 \pm 41$
1.33	0.0264 ± 0.0022	$18.7 \pm 1.5 \pm 2.6$	$175 \pm 13 \pm 24$
1.35	0.0292 ± 0.0025	$16.4 \pm 1.4 \pm 3.3$	$147 \pm 12 \pm 29$
1.37	0.0277 ± 0.0028	$12.9 \pm 1.3 \pm 3.6$	$111 \pm 10 \pm 31$
1.39	0.0354 ± 0.0035	$14.1 \pm 1.3 \pm 2.6$	$116 \pm 11 \pm 21$
1.41	0.0444 ± 0.0044	$14.7 \pm 1.4 \pm 2.0$	$117 \pm 11 \pm 16$
1.43	0.0441 ± 0.0047	$13.1 \pm 1.4 \pm 2.2$	$101 \pm 10 \pm 16$
1.45	0.0594 ± 0.0055	$17.2 \pm 1.6 \pm 2.6$	$128 \pm 11 \pm 18$
1.47	0.0677 ± 0.0054	$21.3 \pm 1.7 \pm 2.3$	$152 \pm 11 \pm 16$
1.49	0.0874 ± 0.0057	$27.6 \pm 1.7 \pm 3.9$	$191 \pm 11 \pm 27$
1.51	0.0722 ± 0.0043	$27.8 \pm 1.6 \pm 3.3$	$186 \pm 10 \pm 22$
1.53	0.0616 ± 0.0039	$23.2 \pm 1.4 \pm 2.7$	$151 \pm 9 \pm 17$
1.55	0.0704 ± 0.0044	$22.0 \pm 1.3 \pm 2.4$	$139 \pm 8 \pm 15$
1.57	0.0659 ± 0.0045	$17.5 \pm 1.2 \pm 3.2$	$107 \pm 7 \pm 19$

TABLE IX. (Continued.)

W (GeV)	$r = \langle d^2\sigma_\gamma \rangle / \langle d^2\sigma_{\pi^0} \rangle$	$\langle d^2\sigma_\gamma / d[\Omega_p]_{\text{c.m.}} \rangle$ (nb/sr)	$\langle d\sigma_\gamma / dt \rangle$ (nb/GeV ²)
1.59	0.0700 ± 0.0046	18.3 ± 1.2 ± 2.8	108 ± 7 ± 16
1.61	0.0503 ± 0.0037	15.6 ± 1.1 ± 2.2	89 ± 6 ± 12
1.63	0.0427 ± 0.0028	17.5 ± 1.1 ± 1.8	98 ± 6 ± 10
1.65	0.0306 ± 0.0020	17.4 ± 1.1 ± 2.4	94 ± 6 ± 12
1.67	0.0180 ± 0.0015	12.7 ± 1.0 ± 2.0	67 ± 5 ± 10
1.69	0.0165 ± 0.0016	11.8 ± 1.1 ± 4.2	60 ± 5 ± 21
1.71	0.0141 ± 0.0017	8.8 ± 1.0 ± 1.9	44.2 ± 5.2 ± 9.3
1.73	0.0149 ± 0.0019	6.7 ± 0.8 ± 2.6	32 ± 4 ± 12
1.75	0.0167 ± 0.0021	6.2 ± 0.8 ± 1.2	29.5 ± 3.6 ± 5.6
1.77	0.0153 ± 0.0020	5.2 ± 0.7 ± 2.0	24.4 ± 3.2 ± 9.1
1.79	0.0160 ± 0.0021	5.3 ± 0.7 ± 2.5	24 ± 3 ± 11
1.81	0.0199 ± 0.0021	7.0 ± 0.7 ± 2.3	31 ± 3 ± 10
1.83	0.0156 ± 0.0020	5.6 ± 0.7 ± 2.0	24.0 ± 3.1 ± 8.7
1.85	0.0159 ± 0.0020	5.7 ± 0.7 ± 1.1	23.9 ± 3.0 ± 4.9
1.87	0.0139 ± 0.0021	4.8 ± 0.7 ± 1.2	19.7 ± 2.9 ± 4.9
1.89	0.0210 ± 0.0025	6.7 ± 0.8 ± 2.6	27 ± 3 ± 10
1.91	0.0188 ± 0.0028	5.5 ± 0.8 ± 1.7	21.7 ± 3.2 ± 6.5
1.93	0.0080 ± 0.0029	2.1 ± 0.8 ± 0.6	8.1 ± 3.0 ± 2.4
1.95	0.0153 ± 0.0043	3.4 ± 1.0 ± 1.0	12.9 ± 3.6 ± 3.9
1.97	0.0278 ± 0.0093	5.2 ± 1.7 ± 1.6	19.1 ± 6.4 ± 5.7

- [1] G. Laveissière *et al.* (Jefferson Lab Hall A Collaboration), *Phys. Rev. Lett.* **93**, 122001 (2004).
- [2] G. Laveissière *et al.*, *Phys. Rev. C* **69**, 045203 (2004).
- [3] N. Isgur and G. Karl, *Phys. Rev. D* **19**, 2653 (1979).
- [4] R. Koniuk and N. Isgur, *Phys. Rev. Lett.* **44**, 845 (1980).
- [5] I. Niculescu *et al.*, *Phys. Rev. Lett.* **85**, 1186 (2000).
- [6] J. Roche *et al.*, *Phys. Rev. Lett.* **85**, 708 (2000).
- [7] P. Bourgeois *et al.*, *Phys. Rev. Lett.* **97**, 212001 (2006).
- [8] P. Janssens *et al.* (MAMI-A1), *Eur. Phys. J. A* **37**, 1 (2008).
- [9] I. K. Bensafa *et al.* (MAMI-A1), *Eur. Phys. J. A* **32**, 69 (2007).
- [10] N. F. Sparveris *et al.*, *Phys. Rev. C* **78**, 018201 (2008).
- [11] H. Bethe and W. Heitler, *Proc. R. Soc. London A* **146**, 83 (1934).
- [12] J. Alcorn *et al.*, *Nucl. Instrum. Methods A* **522**, 294 (2004).
- [13] P. Janssens *et al.*, *Nucl. Instrum. Methods A* **566**, 675 (2006).
- [14] G. Laveissière, Ph.D. thesis, Université Blaise Pascal, Clermont-Fd, France (2001), DU 1309.
- [15] E. J. Brash, A. Kozlov, S. Li, and G. M. Huber, *Phys. Rev. C* **65**, 051001(R) (2002).
- [16] B. Pasquini, M. Gorchtein, D. Drechsel, A. Metz, and M. Vanderhaeghen, *Eur. Phys. J. A* **11**, 185 (2001).
- [17] C. E. Hyde-Wright and K. de Jager, *Annu. Rev. Nucl. Part. Sci.* **54**, 217 (2004).
- [18] M. Vanderhaeghen, *Phys. Lett.* **B368**, 13 (1996).
- [19] S. Capstick and B. D. Keister, *Phys. Rev. D* **47**, 860 (1993); **46**, 84 (1992).
- [20] L. N. Hand, *Phys. Rev.* **129**, 1834 (1963).
- [21] P. Stoler, *Phys. Rep.* **226**, 103 (1993).
- [22] L. Tiator *et al.*, *Eur. Phys. J. A* **19**, 55 (2004), and references therein.
- [23] D. Drechsel, O. Hanstein, S. S. Kamalov, and L. Tiator, *Nucl. Phys.* **A645**, 145 (1999), www.kph.uni-mainz.de/MAID/.
- [24] R. Arndt, W. Briscoe, I. Strakovsky, and R. Workman, in *Proceedings of the NSTAR2002 Workshop*, Pittsburgh, Pennsylvania (2003), pp. 234–239; nucl-th/0301068.
- [25] R. A. Arndt, W. J. Briscoe, I. I. Strakovsky, and R. L. Workman, *AIP Conf. Proc.* **904**, 269 (2007); [nucl-th/0607017].
- [26] F. W. Brasse *et al.*, *Z. Phys. C* **22**, 33 (1984).
- [27] C. S. Armstrong *et al.* (Jefferson Lab E94014), *Phys. Rev. D* **60**, 052004 (1999).
- [28] H. Denizli *et al.* (CLAS Collaboration), *Phys. Rev. C* **76**, 015204 (2007).
- [29] W. M. Yao *et al.* (Particle Data Group), *J. Phys. G* **33**, 1 (2006).
- [30] F. Wissmann *et al.*, *Nucl. Phys.* **A660**, 232 (1999).
- [31] T. H. Bauer, R. D. Spital, D. R. Yennie, and F. M. Pipkin, *Rev. Mod. Phys.* **50**, 261 (1978).
- [32] M. Jung *et al.*, *Z. Phys. C* **10**, 197 (1981).
- [33] E. L. Hallin *et al.*, *Phys. Rev. C* **48**, 1497 (1993).
- [34] Y. Wada *et al.*, *Nucl. Phys.* **B247**, 313 (1984).
- [35] T. Ishii *et al.*, *Nucl. Phys.* **B254**, 458 (1985).
- [36] M. A. Shupe *et al.*, *Phys. Rev. D* **19**, 1921 (1979).
- [37] D. J. Hamilton *et al.* (Jefferson Lab Hall A Collaboration), *Phys. Rev. Lett.* **94**, 242001 (2005).
- [38] A. Danagoulian *et al.* (Jefferson Lab Hall A Collaboration), *Phys. Rev. Lett.* **98**, 152001 (2007).
- [39] T. Ishii *et al.*, *Nucl. Phys.* **B165**, 189 (1980).
- [40] X.-D. Ji and J. Osborne, *Phys. Rev. D* **58**, 094018 (1998).
- [41] J. C. Collins and A. Freund, *Phys. Rev. D* **59**, 074009 (1999).
- [42] C. Munoz Camacho *et al.* (Jefferson Lab Hall A Collaboration), *Phys. Rev. Lett.* **97**, 262002 (2006).
- [43] F. X. Girod *et al.* (CLAS Collaboration), *Phys. Rev. Lett.* **100**, 162002 (2008).
- [44] A. Airapetian *et al.* (HERMES Collaboration), *Phys. Rev. Lett.* **87**, 182001 (2001).

- [45] F. D. Aaron *et al.* (H1 Collaboration), Phys. Lett. **B659**, 796 (2008).
- [46] S. Chekanov *et al.* (ZEUS Collaboration), Phys. Lett. **B573**, 46 (2003).
- [47] S. J. Brodsky and G. R. Farrar, Phys. Rev. D **11**, 1309 (1975).
- [48] A. V. Radyushkin, Phys. Rev. D **58**, 114008 (1998).
- [49] H. W. Huang, P. Kroll, and T. Morii, Eur. Phys. J. C **23**, 301 (2002).
- [50] G. A. Miller, Phys. Rev. C **69**, 052201(R) (2004).
- [51] M. Guidal, J. M. Laget, and M. Vanderhaeghen, Phys. Lett. **B400**, 6 (1997).
- [52] B. Pire and L. Szymanowski, Phys. Rev. D **71**, 111501(R) (2005).
- [53] J. P. Lansberg, B. Pire, and L. Szymanowski, Nucl. Phys. **A782**, 16 (2007).
- [54] J. P. Lansberg, B. Pire, and L. Szymanowski, Phys. Rev. D **75**, 074004 (2007).
- [55] See EPAPS Document No. E-PRVCAN-78-018812, for the Tables in ascii format. For more information on EPAPS see <http://www.aip.org/pubservs/epaps.html>.