

Reports

---

12-2-2001

## **Yellowtail Flounder (*Limanda ferruginea*) Bycatch During the 1999 Commercial Sea Scallop Opening of Georges Bank Area II**

William D. DuPaul  
*Virginia Institute of Marine Science*

David Rudders  
*Virginia Institute of Marine Science*

Todd Gedamke  
*Virginia Institute of Marine Science*

Follow this and additional works at: <https://scholarworks.wm.edu/reports>



Part of the [Aquaculture and Fisheries Commons](#)

---

### **Recommended Citation**

DuPaul, W. D., Rudders, D., & Gedamke, T. (2001) Yellowtail Flounder (*Limanda ferruginea*) Bycatch During the 1999 Commercial Sea Scallop Opening of Georges Bank Area II. Marine Resource Report No. 2001-16. Virginia Institute of Marine Science, College of William and Mary. <http://dx.doi.org/doi:10.21220/m2-8mth-a968>

This Report is brought to you for free and open access by W&M ScholarWorks. It has been accepted for inclusion in Reports by an authorized administrator of W&M ScholarWorks. For more information, please contact [scholarworks@wm.edu](mailto:scholarworks@wm.edu).

**Yellowtail Flounder (*Limanda ferruginea*) Bycatch  
During the 1999 Commercial Sea Scallop Opening of  
Georges Bank Area II**

**William D. DuPaul, David B. Rudders and Todd Gedamke  
Virginia Institute of Marine Science  
College of William and Mary  
Gloucester Point, VA 23062**

**Submitted to  
Sea Scallop Plan Development Team  
Plymouth, Massachusetts**

**December 2, 2001**

**Virginia Marine Resource Report No. 2001-16**

## **Yellowtail Flounder (*Limanda ferruginea*) Bycatch**

### **During the 1999 Commercial Sea Scallop Opening of Georges Bank Area II**

This report documents yellowtail flounder (*Limanda ferruginea*) bycatch during the 1999 commercial sea scallop opening of Georges Bank Area II. Data was collected on 8 trips from June 1999 to November 1999 aboard commercial sea scallop vessels participating in the Area II access program.

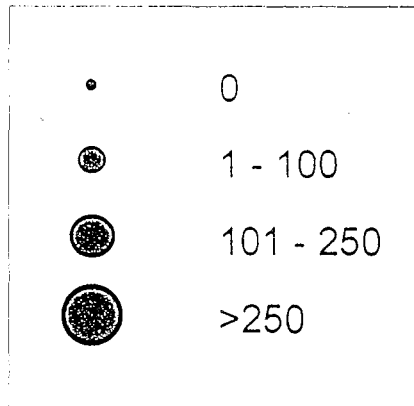
The primary objective of the study that produced the data was to characterize changes in the catch per unit of effort of sea scallop catches over the course of the opening. In addition to information regarding sea scallop catches, finfish bycatch data was also collected. This report presents the frequency and distribution of bycatch for one species: yellowtail flounder.

Vessels in the study utilized two 15 ft. (4.57 m) New Bedford style sea scallop dredges towed simultaneously. The chain bags on the dredges were knit with 3.5" (88.9 mm) rings, and 10" (254 mm) twine tops were used. The catch data was scaled to reflect 1 hour of towing time with 30 ft. (9.14) of dredge width. The data was then plotted to portray spatial and temporal variation in the occurrence of yellowtail bycatch. The attached figures do not attempt to resolve yellowtail abundance and distribution in Area II from June to November 1999. Instead, the incidence of yellowtail bycatch encountered during commercial sea scallop fishing operations is shown.

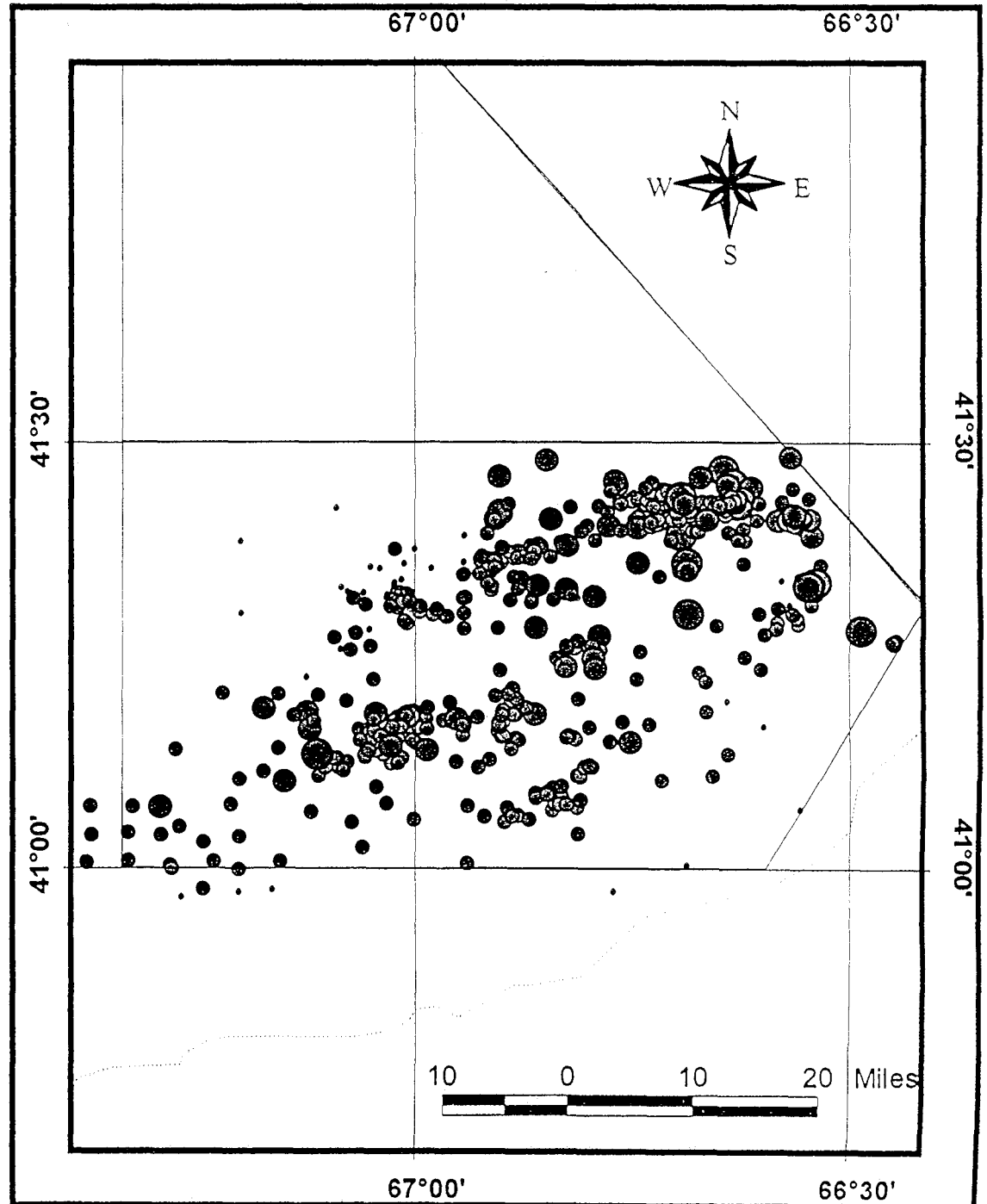
# Yellowtail Flounder

June 1999 - November 1999

n=554 tows

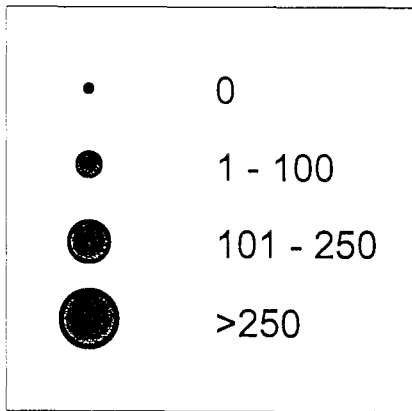


catches of yellowtail flounder scaled  
to 1 hour of towsing time with two 15 ft.  
commercial sea scallop dredges

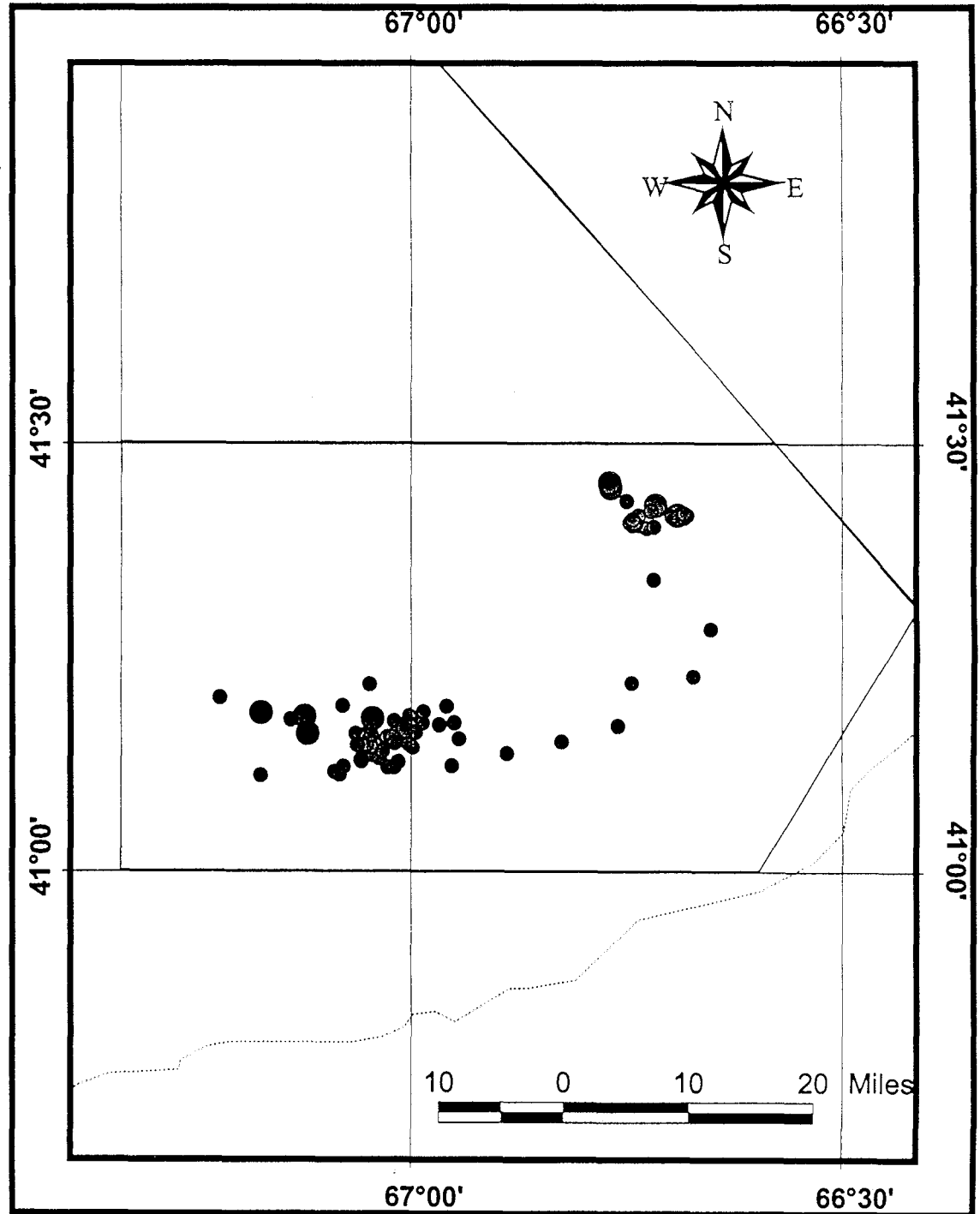


# Yellowtail Flounder

June 1999  
n=80 tows

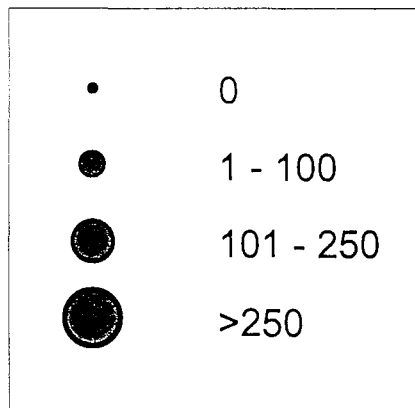


catches of yellowtail flounder scaled  
to 1 hour of towing time with two 15 ft.  
commercial sea scallop dredges

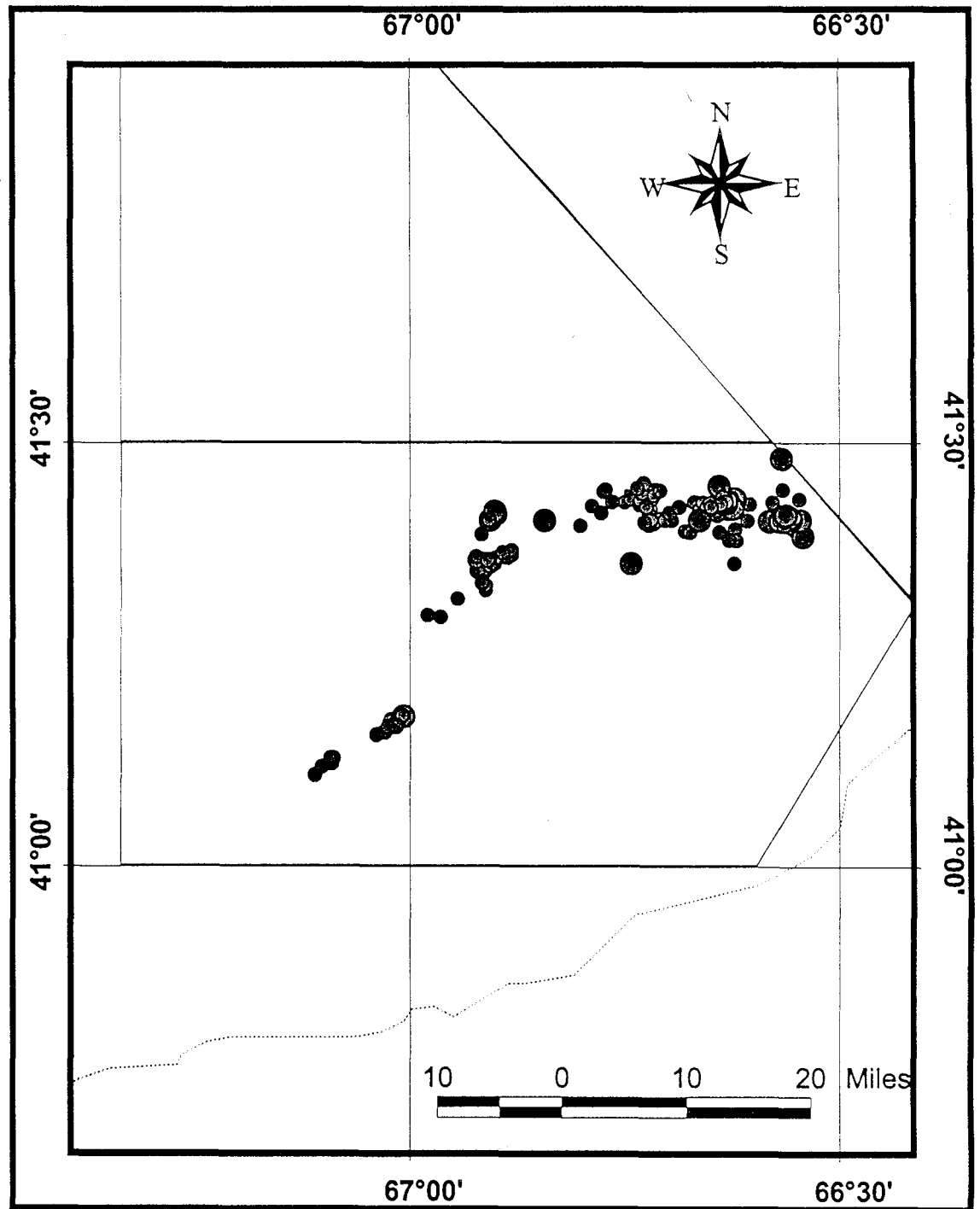


# Yellowtail Flounder

July 1999  
n=177 tows



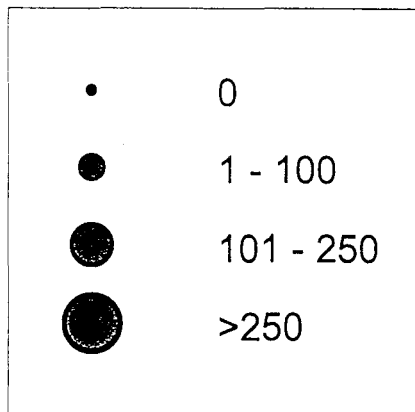
catches of yellowtail flounder scaled  
to 1 hour of towsing time with two 15 ft.  
commercial sea scallop dredges



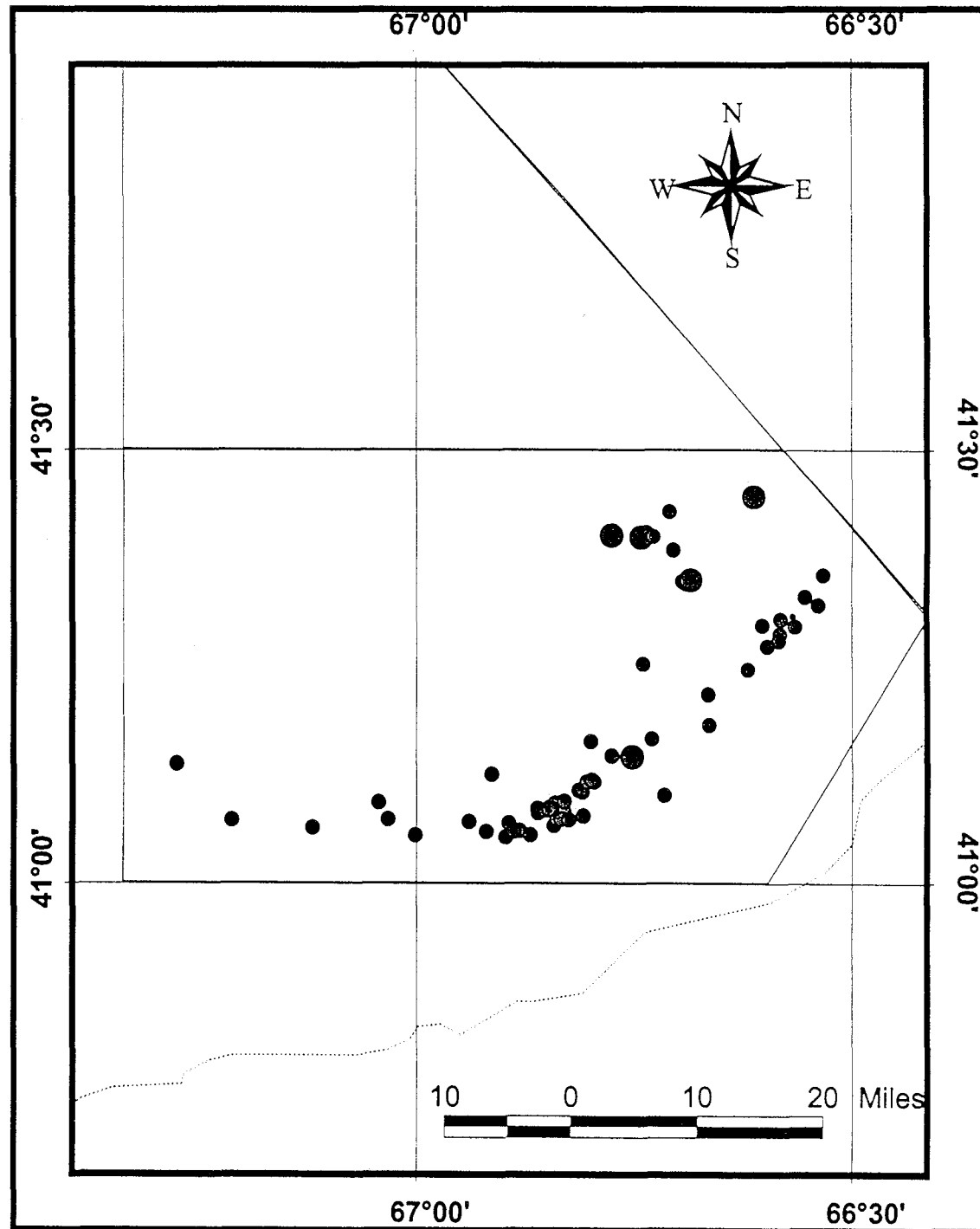
# Yellowtail Flounder

August 1999

n=72 tows



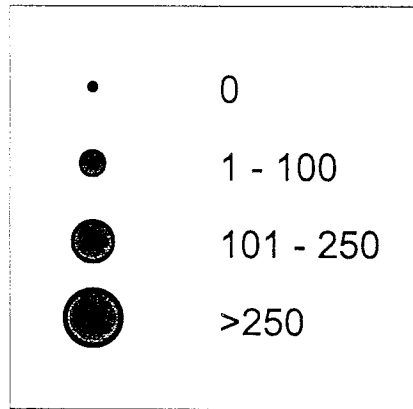
catches of yellowtail flounder scaled  
to 1 hour of towsing time with two 15 ft.  
commercial sea scallop dredges



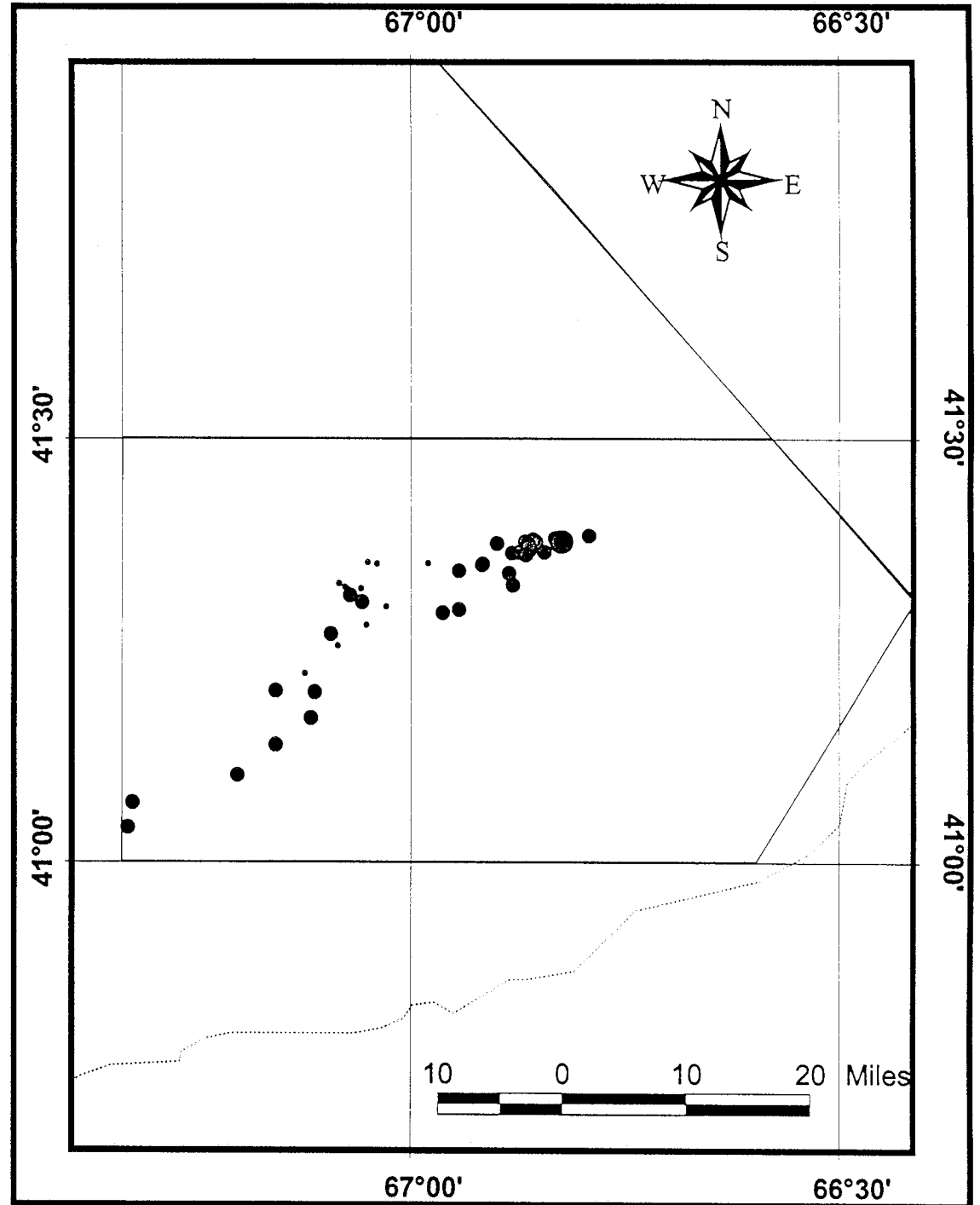
# Yellowtail Flounder

September 1999

n= 49 tows



catches of yellowtail flounder scaled to 1 hour of towsing time with two 15 ft. commercial sea scallop dredges

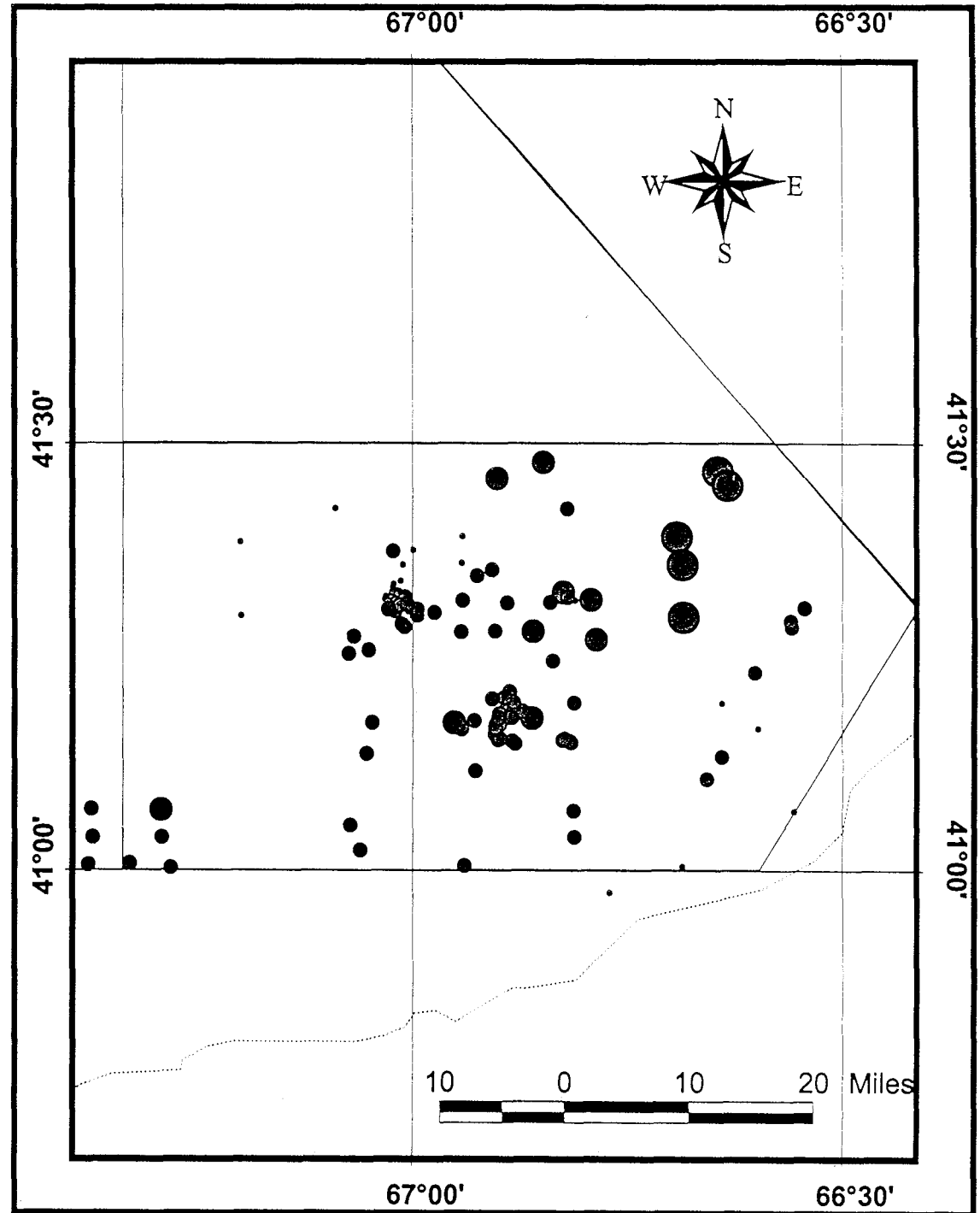
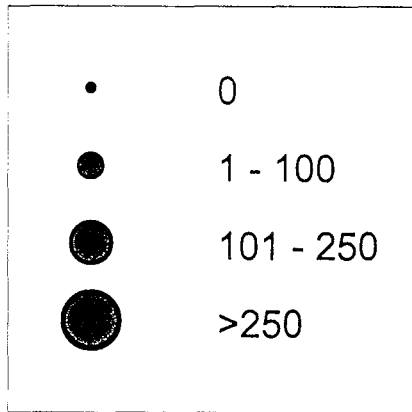




# Yellowtail Flounder

October 1999

n=121 tows

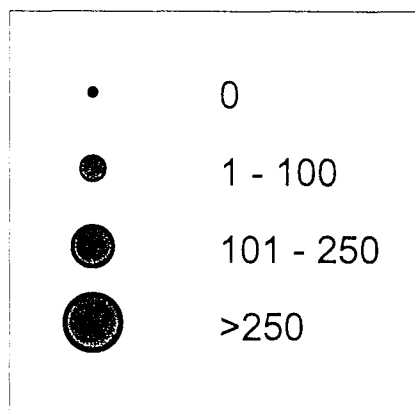


catches of yellowtail flounder scaled to 1 hour of towsing time with two 15 ft. commercial sea scallop dredges

# Yellowtail Flounder

November 1999

n= 55 tows



catches of yellowtail flounder scaled  
to 1 hour of towsing time with two 15 ft.  
commercial sea scallop dredges

