

2012

Spin and angular momentum in the nucleon

Franz Gross

Franz Gross

William & Mary, flgros@wm.edu

G. Ramalho

M. T. Pena

Follow this and additional works at: <https://scholarworks.wm.edu/aspubs>

Recommended Citation

Gross, Franz; Gross, Franz; Ramalho, G.; and Pena, M. T., Spin and angular momentum in the nucleon (2012). *Physical Review D*, 85(9).
10.1103/PhysRevD.85.093006

This Article is brought to you for free and open access by the Arts and Sciences at W&M ScholarWorks. It has been accepted for inclusion in Arts & Sciences Articles by an authorized administrator of W&M ScholarWorks. For more information, please contact scholarworks@wm.edu.

Spin and angular momentum in the nucleonFranz Gross,^{1,2} G. Ramalho,³ and M. T. Peña³¹*Thomas Jefferson National Accelerator Facility, Newport News, Virginia 23606, USA*²*College of William and Mary, Williamsburg, Virginia 23185, USA*³*Universidade Técnica de Lisboa, CFTP, Instituto Superior Técnico, Av. Rovisco Pais, 1049-001 Lisboa, Portugal*

(Received 1 February 2012; published 14 May 2012)

Using the covariant spectator theory, we present the results of a valence quark-diquark model calculation of the nucleon structure function $f(x)$ measured in unpolarized deep inelastic scattering and the structure functions $g_1(x)$ and $g_2(x)$ measured in deep inelastic scattering using polarized beams and targets. Parameters of the wave functions are adjusted to fit all the data. The fit fixes both the shape of the wave functions and the relative strength of each component. Two solutions are found that fit $f(x)$ and $g_1(x)$, but only one of these gives a good description of $g_2(x)$. This fit requires the nucleon covariant spectator theory wave functions contain a large D -wave component (about 35%) and a small P -wave component (about 0.6%). The significance of these results is discussed.

DOI: 10.1103/PhysRevD.85.093006

PACS numbers: 13.60.Hb, 12.39.-x, 12.39.Ki, 13.88.+e

I. INTRODUCTION

The first measurements of deep inelastic scattering (DIS) from polarized protons produced a surprising result [1,2] which became known as the proton spin crisis [3,4]: it turned out that the structure function $g_1^p(x)$ (where x is the Bjorken scaling variable, defined below) gave a result much smaller than expected. At large Q^2 (where $q^2 = -Q^2$ is the square of the four-momentum transferred by the scattered lepton), recent measurements at a number of experimental facilities [5,6] give

$$\Gamma_1^p = \int_0^1 dx g_{1p}^{\text{exp}\pm}(x) = 0.128 \pm 0.013, \quad (1.1)$$

while theoretical calculations based on the naive assumption that the nucleon is made of quarks in a pure relative S state give much larger values (Jaffe and Manohar [4] give 0.194, and our model gives 0.278, as discussed in Sec. III below. Note that the experimental value of 0.128 is remarkably close to the older value of 0.126 [1,2] cited by Jaffe and Manohar.)

The controversy was sharpened by Ji [7,8] who introduced a gauge-invariant decomposition of the nucleon spin into spin and angular-momentum components. This spin sum rule can be written [9,10]

$$\frac{1}{2} = \frac{1}{2}\Sigma + L_q + J_G, \quad (1.2)$$

where Σ is the contribution from the quark spins, L_q is the contribution from quark orbital momenta, and J_G is the total gluon contribution. Some experimental estimates suggest that $\Sigma \approx 0.3$, requiring that most of the explanation for the proton spin come from the other contributions, but there is evidence that the gluon contributions are small, and it is unclear how to interpret this spin sum rule [11].

With this spin puzzle as background, we decided to see what our covariant constituent quark model, based on the covariant spectator theory (CST) [12–14], would predict

for the DIS structure functions. This model was originally developed to describe the nucleon form factors [15] and has since been used to describe many other electromagnetic transitions between baryonic states, including the $N \rightarrow \Delta$ [16,17], the Δ form factors [18–20], $N \rightarrow N^*(1440)$ [21], $N \rightarrow N^*(1535)$ [22], and $N \rightarrow \Delta^*(1600)$ [23]. All of these calculations use constituent valence quarks with form factors of their own (initially fixed by the fits to the nucleon form factors) and then model the baryon wave functions using a quark-diquark model with a few parameters adjusted to fit the form factors and transition amplitudes. The diquarks have either spin-0 or spin-1 with four-vector polarizations in the fixed-axis representation [24].

One shortcoming of our model, as it has been applied so far, is that we have not yet included a dynamical calculation of the pion cloud. Recently, constraints on the size of the pion cloud were obtained from a study of the SU(3) baryon octet magnetic moments [25,26], and it is clear from this study that the pion cloud contributions to the nucleon form factors are not negligible. Furthermore, even without pion cloud effects, it is difficult to untangle the form factors of the constituent quarks from the “body” form factors (which depend only on the wave functions of the nucleon). We need a way to determine the nucleon wave functions independent of the contributions from the pion cloud and the constituent quark form factors.

The study of DIS provides an ideal answer to this problem. In CST, the DIS structure functions directly determine the valence part of the nucleon wave functions, giving both their shape and their orbital angular momentum content. Adjusting model wave functions to fit the DIS data fixes all of these components. The calculation of the DIS structure functions is also of great interest itself. With this model, we can address the nucleon spin puzzle directly.

For this reason, we have decided to “start over” and let the valence part of nucleon wave functions be completely

determined by a fit to the valence part of the DIS structure functions. Once the wave functions have been determined in this way, the low Q^2 pion cloud contributions can be calculated, and the nucleon form factor data can be used to fix the only remaining unknown quantities: the constituent quark form factors. This is planned for future work.

The remainder of this paper is divided into five sections and three appendices. In Sec. II, the DIS cross section and structure functions are defined, and theoretical results for the DIS structure functions are reported (the detailed calculations of these structure functions are given in Appendix A). The calculations use nucleon wave functions defined in the accompanying paper [27] and summarized in Sec. II B. This section also discusses how the wave functions are related to the structure functions. In Sec. III, the data is discussed, and it is shown how a model without angular momentum components fails. Then, in Sec. IV, we show how either P - or D -state components can fix $g_1^p(x)$, and a detailed fit to both the unpolarized structure function $f(x)$ and the polarized structure function $g_1(x)$ is given. We find two solutions, but in Sec. V, we show that only one of them gives a good account of the smaller transverse polarization function $g_2(x)$. Our conclusions are presented in Sec. VI. Some other details are discussed in the remaining appendices.

II. STRUCTURE FUNCTIONS FOR DIS

A. Cross section in the CST

The DIS cross section can be calculated from the imaginary part of the forward handbag diagram shown in Fig. 1. The cross section depends on the hadronic tensor [5,28]

$$\begin{aligned}
 W_{\mu\nu}(q, P) &= 3 \sum_{s_q, \Lambda} \iint \frac{d^3 p' d^3 k}{(2\pi)^6 2E_s} \frac{m_q}{e_q} \\
 &\quad \times (2\pi)^4 \delta^4(p' + k - q - P) (J_{\Lambda\lambda}^{s_q})_\nu^\dagger (J_{\Lambda\lambda}^{s_q})_\mu \\
 &\equiv 2\pi \left\{ \left(\frac{q_\mu q_\nu}{q^2} - g_{\mu\nu} \right) W_1 + \tilde{P}_\mu \tilde{P}_\nu \frac{W_2}{M^2} \right. \\
 &\quad \left. - I_1 \left(G_1 + G_2 \frac{P \cdot q}{M^2} \right) + I_2 G_2 \right\}, \quad (2.1)
 \end{aligned}$$

where P, q are the four-momenta of the nucleon and the virtual photon, respectively,

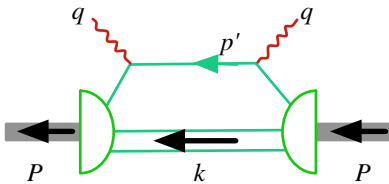


FIG. 1 (color online). Feynman diagram for the DIS total cross section. All of the intermediate quarks are on-shell.

$$\begin{aligned}
 \tilde{P}_\mu &= P_\mu - \frac{P \cdot q q_\mu}{q^2} \\
 I_1 &= \frac{1}{M} i \varepsilon_{\mu\nu\alpha\beta} q^\alpha S^\beta \\
 I_2 &= \frac{1}{M^3} (S \cdot q) i \varepsilon_{\mu\nu\alpha\beta} q^\alpha P^\beta,
 \end{aligned} \quad (2.2)$$

$e_q = \sqrt{m_q^2 + \mathbf{p}^2}$ is the energy of the on-shell quark in the final state, $E_s = \sqrt{m_s^2 + \mathbf{k}^2}$ is the energy of the on-shell diquark with mass m_s , and W_1, W_2, G_1 , and G_2 are the DIS structure functions. Also in Eq. (2.1), s_q, Λ , and λ are spin projections of the quark, the diquark, and the nucleon, respectively, while S stands for the nucleon four-vector polarization.

The hadronic current $(J_{\Lambda\lambda}^{s_q})_\mu$ is

$$(J_{\Lambda\lambda}^{s_q})_\mu = -\bar{u}(\mathbf{p}', s_q) j_\mu(q) \Psi_{\Lambda\lambda}(P, k), \quad (2.3)$$

where $u(\mathbf{p}', s_q)$ is the Dirac spinor for the quark, $j_\mu(q)$ is the elementary quark current with a gauge-invariant subtraction,

$$j_\mu(q) = j_q \left(\gamma_\mu - \frac{\not{q} q_\mu}{q^2} \right), \quad (2.4)$$

j_q is the quark charge operator, and $\Psi_{\Lambda\lambda}$ is the nucleon wave function, with the general form

$$\Psi_{\Lambda\lambda} = \mathcal{O}_\Lambda u(P, \lambda) \quad (2.5)$$

to be specified below. We emphasize that, in this context, the choice of the current (2.4) is purely phenomenological, but at least it has been shown in one special case [29] that the subtraction term $\not{q} q_\mu / q^2$ arises naturally from interaction currents neglected here. Once the form (2.4) is assumed, it is not necessary to explicitly calculate the contributions from the subtraction terms $\not{q} q_\mu / q^2$ because they can be reconstructed from the γ_μ term, as discussed in Appendix A. The overall factor of 3 multiplying the hadronic tensor arises from the contributions of the three quarks [15,27]. Note that we do *not* average over the spin projections of the target nucleon; this leads to the inclusion of the last two terms in the hadronic tensor which arise when the nucleon target is polarized.

The polarization of the nucleon is described by the four-vector polarization S with the properties

$$S_\mu S^\mu = -1, \quad S \cdot P = 0. \quad (2.6)$$

For a nucleon at rest, this polarization vector is

$$S = \begin{bmatrix} 0 \\ \sin\theta \cos\phi \\ \sin\theta \sin\phi \\ \cos\theta \end{bmatrix}. \quad (2.7)$$

We use the helicity basis to describe the nucleon spin; for a nucleon at rest, we will choose the spin axis to be in the $+\hat{z}$ direction (the direction of the three-vector \mathbf{q}). A nucleon polarized in the direction of S can be written as a linear combination of helicity states, so that

$$u(P, \mathbf{S}_m) = \mathcal{D}_{\lambda, m}^{(1/2)}(\phi, \theta, 0)u(P, \lambda), \quad (2.8)$$

where \mathcal{D} is the rotation matrix

$$\mathcal{D}^{(1/2)}(\phi, \theta, 0) = \begin{bmatrix} \cos\frac{1}{2}\theta e^{-i(\phi/2)} & -\sin\frac{1}{2}\theta e^{-i(\phi/2)} \\ \sin\frac{1}{2}\theta e^{i(\phi/2)} & \cos\frac{1}{2}\theta e^{i(\phi/2)} \end{bmatrix} \quad (2.9)$$

and sum over λ is implied. Note that

$$(\boldsymbol{\sigma} \cdot \mathbf{S})u(P, \mathbf{S}_m) = 2mu(P, \mathbf{S}_m), \quad (2.10)$$

where $m = \pm \frac{1}{2}$ is the spin projection.

Using the identity

$$u(P, \mathbf{S}_m)\bar{u}(P, \mathbf{S}_m) = \Lambda_M(P)\frac{1}{2}[1 + \gamma^5 \mathcal{S}], \quad (2.11)$$

where

$$\Lambda_M(P) = \frac{M + \not{P}}{2M} = \sum_s u(\mathbf{P}, s)\bar{u}(\mathbf{P}, s) \quad (2.12)$$

is the positive energy projection operator and summing over the spins of the outgoing quark allows the hadronic tensor to be expressed as a trace,

$$\begin{aligned} W_{\mu\nu}(q, P) &= 3 \sum_{\Lambda} \iint \frac{d^3 p' d^3 k}{(2\pi)^2 2E_s} \frac{m_q}{e_q} \delta^4(p' + k - q - P) \\ &\times \text{tr} \left[\mathcal{O}_{\Lambda j_\nu}(q) \Lambda_{m_q}(p') j_\mu(q) \mathcal{O}_{\Lambda} \Lambda_M(P) \right. \\ &\left. \times \frac{1}{2} [1 + \gamma^5 \mathcal{S}] \right], \quad (2.13) \end{aligned}$$

where the operators \mathcal{O}_{Λ} are defined by Eq. (2.5) with the wave function spin components given explicitly in the next subsection.

B. Wave function of the nucleon

In this section, we summarize our model of the nucleon wave function, which is composed of S -, P -, and D -state components. For details, see Ref. [27], hereinafter referred to as Paper I. Briefly, the wave function has a quark-diquark structure, with the i th quark off-shell (where $i = \{1, 2, 3\}$) and the other two *noninteracting on-shell* quarks treated as a diquark system with total four-momentum k_i and fixed (average) mass m_s . The total momentum of the nucleon is P .

The CST wave function of the nucleon is the superposition of a leading S -state component, with smaller P - and D -state components

$$\Psi_{\Lambda\lambda}(P, k) = n_S \Psi_{\Lambda\lambda}^S(P, k) + n_P \Psi_{\Lambda\lambda}^P(P, k) + n_D \Psi_{\Lambda\lambda}^D(P, k). \quad (2.14)$$

Each component of the wave function is normalized to the same value [see Eq. (2.19) below], so if the coefficient n_S of the S state is fixed by the coefficients n_P and n_D ,

$$n_S = \sqrt{1 - n_P^2 - n_D^2}, \quad (2.15)$$

then the square of each coefficient, n_L^2 (where $L = \{S, P, D\}$), is proportional to the percentage of each component. The size of the coefficients n_P and n_D will be fixed

by the fits. The construction of these wave functions is discussed in detail in Paper I.

The formulae are first derived under the assumption that isospin is an exact symmetry. The formulae are then generalized to allow for the u and d -quark distributions to differ, and all fits were done adjusting the u and d -quark distributions independently. The S - and P -state components are a sum of terms with spin-0 (and isospin-0) and spin-1 (and isospin-1) diquark contributions, while only diquarks of spin 1 can contribute to the D -state component. The diquarks of spin 0 do not interfere with diquarks of spin 1. The individual components are denoted $\Psi^{L,n}$ with $L = \{S, P, D\}$ as the angular momentum and $n = \{0, 1, 2\}$ labeling the state of the diquark (sometimes the spin = isospin, or as in the case of the D state, all three states have diquarks with spin 1). These are

$$\begin{aligned} \Psi_{\lambda}^{S,0} &= \frac{1}{\sqrt{2}} \boldsymbol{\phi}^0 u(\mathbf{P}, \lambda) \psi_S(P, k) \\ \Psi_{\Lambda\lambda}^{S,1} &= -\frac{1}{\sqrt{2}} \boldsymbol{\phi}^1 (\boldsymbol{\epsilon}_{\Lambda}^*)^{\alpha} U_{\alpha}(\mathbf{P}, \lambda) \psi_S(P, k) \\ \Psi_{\lambda}^{P,0} &= \frac{1}{\sqrt{2}} \boldsymbol{\phi}^0 \tilde{k} u(\mathbf{P}, \lambda) \psi_P(P, k) \\ \Psi_{\Lambda\lambda}^{P,1} &= -\frac{1}{\sqrt{2}} \boldsymbol{\phi}^1 \tilde{k} (\boldsymbol{\epsilon}_{\Lambda}^*)^{\alpha} U_{\alpha}(\mathbf{P}, \lambda) \psi_P(P, k) \\ \Psi_{\Lambda\lambda}^{D,0} &= \frac{3}{2\sqrt{10}} \boldsymbol{\phi}^0 (\boldsymbol{\epsilon}_{\Lambda}^*)_{\alpha} G^{\alpha\beta}(\tilde{k}, \zeta_{\nu}) U_{\beta}(\mathbf{P}, \lambda) |\tilde{k}| \psi_D(P, k) \\ \Psi_{\Lambda\lambda}^{D,1} &= -\frac{1}{\sqrt{10}} \boldsymbol{\phi}^1 \boldsymbol{\epsilon}_{D\Lambda}^{\beta*} U_{\beta}(\mathbf{P}, \lambda) \tilde{k}^2 \psi_D(P, k) \\ \Psi_{\Lambda\lambda}^{D,2} &= \frac{3}{\sqrt{5}} \boldsymbol{\phi}^1 (\boldsymbol{\epsilon}_{\Lambda}^*)_{\beta} D^{\beta\alpha}(P, k) U_{\alpha}(\mathbf{P}, \lambda) \psi_D(P, k), \quad (2.16) \end{aligned}$$

where $\boldsymbol{\phi}^I$ (with $I = 0$ or 1) are the isospin I parts of the wave function (discussed in the next subsection), $\psi_L(P, k)$ are the scalar S -, P -, or D -wave functions, $\boldsymbol{\epsilon}_{\Lambda}^*$ is the *outgoing* spin-1 diquark four-vector polarization with spin projection Λ in the direction of \mathbf{P} , $\boldsymbol{\epsilon}_{D\Lambda}^*$ is the outgoing four-vector diquark with an internal D -wave structure and spin projection Λ in the direction of \mathbf{P} , and the other four-momenta and operators are

$$\tilde{k} = k - \frac{(P \cdot k)P}{M^2} \quad \tilde{\gamma}_{\alpha} = \gamma_{\alpha} - \frac{\not{P}P_{\alpha}}{M^2}$$

$$U_{\alpha}(\mathbf{P}, \lambda) = \frac{1}{\sqrt{3}} \gamma^5 \tilde{\gamma}_{\alpha} u(\mathbf{P}, \lambda)$$

$$G^{\alpha\beta}(\tilde{k}, \zeta_{\nu}) = \tilde{k}^{\alpha} \zeta_{\nu}^{\beta} + \zeta_{\nu}^{\alpha} \tilde{k}^{\beta} - \frac{2}{3} \tilde{g}^{\alpha\beta}(\tilde{k} \cdot \zeta_{\nu})$$

$$D_{\beta\alpha}(P, k) = \tilde{k}_{\beta} \tilde{k}_{\alpha} - \frac{1}{3} \tilde{g}_{\beta\alpha} \tilde{k}^2 \quad \tilde{g}_{\beta\alpha} = g_{\beta\alpha} - \frac{P_{\beta} P_{\alpha}}{M^2}, \quad (2.17)$$

with $G(\tilde{k}, \zeta_{\nu})$ the tensor describing the spin-2 coupling of a diquark with an internal P -wave orbital angular momentum structure to the P -wave motion of the third, off-shell quark, and $D(P, k)$ as the spin-2 tensor describing the D -wave

motion of the off-shell quark. Note that P is orthogonal to all of the polarization vectors, and $P \cdot \tilde{k} = P \cdot \tilde{\gamma} = 0$, implying that $P^\alpha U_\alpha(P, \lambda) = 0$, and

$$P^\beta D_{\beta\alpha} = P^\alpha D_{\beta\alpha} = 0 \quad P_\beta G^{\beta\alpha} = P_\alpha G^{\beta\alpha} = 0. \quad (2.18)$$

As discussed in Paper I, when isospin is conserved, the S -, P -, and D -state wave functions are normalized to

$$\begin{aligned} 1 &= e_0 \int_k |\psi_S(P, k)|^2 = e_0 \int_k (-\tilde{k}^2) |\psi_P(P, k)|^2 \\ &= e_0 \int_k \tilde{k}^4 |\psi_D(P, k)|^2, \end{aligned} \quad (2.19)$$

where e_0 is the renormalized charge of the dressed quark at $Q^2 = 0$ (in units of the charge at high Q^2). With this normalization, the square of the coefficients n_D and n_P can be interpreted as the fraction of the total wave functions consisting of D - and P -state components.

C. Quark charge operators in flavor space

1. Isospin symmetry

If isospin is a good symmetry, the quark charge operator at $Q^2 \rightarrow \infty$ in flavor space is

$$j_q = \frac{1}{6} + \frac{1}{2}\tau_3. \quad (2.20)$$

The isospin operators ϕ^I are

$$\phi^0 = \mathbf{1} \quad \phi_\ell^1 = -\frac{1}{\sqrt{3}}\tau \cdot \xi_\ell^*, \quad (2.21)$$

where ξ_ℓ is the isospin three-vector of the diquark with isospin projection ℓ . These are operators; to convert them to isospin states of the off-shell quark, they are multiplied from the right by the χ_ℓ , the isospin-1/2 spinor of the nucleon (see Paper I). The isospin operators are normalized to

$$(\phi^0)^\dagger \phi^0 = \mathbf{1} \quad \sum_\ell (\phi_\ell^1)^\dagger \phi_\ell^1 = \frac{1}{3} \sum_\ell \tau \cdot \xi_\ell \tau \cdot \xi_\ell^* = \mathbf{1}. \quad (2.22)$$

The matrix elements of the quark charge operators in DIS are now easily evaluated. Noting that DIS involves the *square* of the quark charge, the result is (including the overall factor of 3)

$$\begin{aligned} 3(\phi^0)^\dagger j_q j_q \phi^0 &= \frac{5}{6} + \frac{1}{2}\tau_3 \equiv (e_q^2)^0 \\ 3 \sum_\ell (\phi_\ell^1)^\dagger j_q j_q \phi_\ell^1 &= \frac{5}{6} - \frac{1}{6}\tau_3 \equiv (e_q^2)^1. \end{aligned} \quad (2.23)$$

2. Broken isospin

So far, this discussion assumes that the u and d distributions are identical, with their relative contributions being fixed only by isospin invariance. In fact, these distributions

are quite different at both low and high x , and we know that the angular momentum distributions of the u and d quarks are also quite different.

Using the ideas introduced by Paper I for broken isospin, but recalling that here the charge is not renormalized at $Q^2 \rightarrow \infty$, new effective charge operators (including the overall factor of 3) are introduced,

$$\begin{aligned} (e_q^2)^0 &= \frac{5}{6} + \frac{1}{2}\tau_3 \\ (e_q^2)_0^1 &\rightarrow \frac{1}{3}(\tau \cdot \xi_0) \left(\frac{5}{6} + \frac{1}{2}\tau_3 \right) (\tau \cdot \xi_0^*) = \frac{1}{3} \left(\frac{5}{6} + \frac{1}{2}\tau_3 \right) \\ (e_q^2)_1^1 &= \frac{1}{3}(\tau \cdot \xi_+) \left(\frac{5}{6} + \frac{1}{2}\tau_3 \right) (\tau \cdot \xi_+^*) \\ &\quad + \frac{1}{3}(\tau \cdot \xi_-) \left(\frac{5}{6} + \frac{1}{2}\tau_3 \right) (\tau \cdot \xi_-^*) \\ &= \frac{2}{3} \left(\frac{5}{6} - \frac{1}{2}\tau_3 \right), \end{aligned} \quad (2.24)$$

where it is understood that $(e_q^2)^0$ and $(e_q^2)_0^1$ multiply u -quark distributions and $(e_q^2)_1^1$ multiplies d -quark distributions. In order to simplify the notation, we write these for the *proton only*; the neutron is obtained from the proton by charge symmetry, substituting $e_u \leftrightarrow e_d$. Hence,

$$(e_q^2)^0 = 3e_u^2 \quad (e_q^2)_0^1 = e_u^2 \quad (e_q^2)_1^1 = 2e_d^2, \quad (2.25)$$

where $e_u = 2/3$, $e_d = -1/3$. Therefore,

$$\begin{aligned} (e_q^2)^0 \psi_{L'} \psi_L &= 3e_u^2 \psi_u^{L'} \psi_u^L \\ (e_q^2)_1^1 \psi_{L'} \psi_L &\rightarrow e_u^2 \psi_u^{L'} \psi_u^L + 2e_d^2 \psi_d^{L'} \psi_d^L \end{aligned} \quad (2.26)$$

where ψ_u^L and ψ_d^L are the u and d distributions for the $L = \{S, P, D\}$ -state components (see Paper I).

We are now ready to report the final results for the structure functions.

D. Results for the structure functions

Details of the calculations of the structure functions are reported in Appendix A. All of the results can be expressed in terms of the following functions, which depend on the quark flavor $q = \{u, d\}$ and, in some cases, on L , which is either the letter $\{S, P, D\}$ or the number $L = \{0, 1, 2\}$:

$$\begin{aligned} f_q^L(x) &\equiv \int_\chi k^{2L} [\psi_q^L(\chi)]^2 \\ g_q^L(x) &= \int_\chi P_2(z_0) k^{2L} [\psi_q^L(\chi)]^2 \quad L \geq 1 \text{ only} \\ d_q(x) &\equiv \int_\chi P_2(z_0) k^2 \psi_q^S(\chi) \psi_q^D(\chi), \end{aligned} \quad (2.27)$$

and for $L = \{0, 2\}$ only,

$$\begin{aligned}
 h_q^L(x) &\equiv \int_{\chi} k^{L+1} z_0 \psi_q^L(\chi) \psi_q^P(\chi) \\
 h_q^{L+1}(x) &\equiv \int_{\chi} \frac{k^{L+2}}{4Mx} (1 - z_0^2) \psi_q^L(\chi) \psi_q^P(\chi), \quad (2.28)
 \end{aligned}$$

where the integral is

$$\int_{\chi} \equiv \frac{Mm_s}{16\pi^2} \int_{\zeta}^{\infty} d\chi, \quad (2.29)$$

and in these expressions, $k = |\mathbf{k}|$ is the magnitude of the three-momentum of the spectator diquark (distinguished from the four-momentum k only by context), and z_0 is the cosine of the scattering angle fixed by the DIS condition; see Eq. (2.39) below. The function $P_2(z)$ is the Legendre polynomial $P_2(z) = \frac{1}{2}(3z^2 - 1)$. Since the wave functions depend on only one function χ of the four-momenta P and k [defined and discussed below in Eqs. (2.35) and (2.37)], we use the notation $\psi(P, k) \equiv \psi(\chi)$ for convenience. The physical interpretation of these expressions will be discussed in Sec. II E.

In terms of these structure functions, the results for the DIS observables for the proton (with the neutron results obtained by the substitution $e_u \leftrightarrow e_d$) are:

$$\begin{aligned}
 \nu W_2^p &= 2MxW_1^p = x2e_u^2 f_u + xe_d^2 f_d = xf_p(x) \\
 g_1^p(x) &= e_u^2 \left[\frac{2}{3}(f_u - \frac{4}{3}n_P^2 f_u^P) - n_D^2 f_u^D \right] - e_d^2 \left[\frac{1}{6}(f_d - \frac{4}{3}n_P^2 f_d^P) \right. \\
 &\quad \left. + n_P^2 \frac{2}{3}G_P^p + n_D^2 \frac{2}{3}G_D^p - \frac{2}{9}a_{SD}[e_u^2 d_u + 2e_d^2 d_d] \right. \\
 &\quad \left. + \frac{2}{9}a_{PD}[e_u^2 h_u^2 + 2e_d^2 h_d^2] \right] \\
 g_2^p(x) &= -n_P^2 G_P^p - n_D^2 G_D^p + \frac{1}{3}a_{SD}[e_u^2 d_u + 2e_d^2 d_d] \\
 &\quad - \frac{1}{3}n_P n_S [4e_u^2 [h_u^1 - h_u^0] - e_d^2 [h_d^1 - h_d^0]] \\
 &\quad + \frac{2}{9}a_{PD}[e_u^2 [h_u^3 - h_u^2] + 2e_d^2 [h_d^3 - h_d^2]], \quad (2.30)
 \end{aligned}$$

where

$$g_1 = \frac{M}{P \cdot q} G_1 \quad g_2 = \frac{M^3}{(P \cdot q)^2} G_2,$$

we used the shorthand notation $z = z(x)$ (where z is any of the structure functions),

$$\begin{aligned}
 f_q &= n_S^2 f_q^S - 2n_P n_S h_q^0 + n_P^2 f_q^P + n_D^2 f_q^D \\
 G_P^p &= \frac{1}{3}[4e_u^2 g_u^P - e_d^2 g_d^P] \\
 G_D^p &= \frac{1}{40}[29e_u^2 g_u^D + 16e_d^2 g_d^D], \quad (2.31)
 \end{aligned}$$

and, for convenience, we introduce the coefficients

$$a_{SD} = -3\sqrt{\frac{2}{3}}n_S n_D \quad a_{PD} = -3\sqrt{\frac{2}{3}}n_P n_D \quad (2.32)$$

to describe the strength of the SD and PD interference terms. These results are a summary of the detailed calculations leading to Eqs. (A42), (A45), (A70), (A76), and (A83).

The formulae (2.30) can be separated into separate u and d contributions using the general relations

$$f_p(x) = \sum_q e_q^2 f_q(x) \quad g_1^p(x) = \frac{1}{2} \sum_q e_q^2 g_1^q(x), \quad (2.33)$$

with $i = \{1, 2\}$. Limiting the expansions to u and d quarks, and ignoring antiquark, gluon, and correction terms coming from the QCD evolution, and using the neutron relations obtained by substituting $e_u \leftrightarrow e_d$, the extracted f_q distributions were given in Eq. (2.31). The results for the g 's are

$$\begin{aligned}
 g_1^u &= \frac{2}{3}f_u - n_D^2 f_u^D - \frac{8}{9}n_P^2 f_u^P - \frac{2}{9}a_{SD}d_u + \frac{2}{9}a_{PD}h_u^2 + \frac{8}{9}n_P^2 g_u^P \\
 &\quad + \frac{29}{60}n_D^2 g_u^D \\
 g_1^d &= -\frac{1}{3}f_d + \frac{4}{9}n_P^2 f_d^P - \frac{8}{9}a_{SD}d_d + \frac{8}{9}a_{PD}h_d^2 - \frac{4}{9}n_P^2 g_d^P \\
 &\quad + \frac{8}{15}n_D^2 g_d^D \\
 g_2^u &= \frac{1}{3}a_{SD}d_u - \frac{4}{3}n_P n_S (h_u^1 - h_u^0) + \frac{2}{9}a_{PD}(h_u^3 - h_u^2) \\
 &\quad - \frac{4}{3}n_P^2 g_u^P - \frac{29}{40}n_D^2 g_u^D \\
 g_2^d &= \frac{4}{3}a_{SD}d_d + \frac{2}{3}n_P n_S (h_d^1 - h_d^0) + \frac{8}{9}a_{PD}(h_d^3 - h_d^2) \\
 &\quad + \frac{2}{3}n_P^2 g_d^P - \frac{4}{3}n_D^2 g_d^D. \quad (2.34)
 \end{aligned}$$

We conclude this section with a discussion of the interpretation and normalization of the structure functions.

E. Physical interpretation

As discussed in Paper I [27], the wave functions are chosen to be simple functions of the covariant variable

$$\chi = \frac{(M - m_s)^2 - (P - k)^2}{Mm_s} = \frac{2P \cdot k}{Mm_s} - 2. \quad (2.35)$$

Since the nucleon and the diquark are both on-shell, the variable $P \cdot k$, related to the square of the mass $(P - k)^2$ of the off-shell quark, is the only possible variable on which the scalar parts of the wave functions can depend, and χ is simply a convenient linear function of this variable.

For DIS studies, we choose to work in the rest frame of the nucleon (but our results are frame-independent). In variables natural to the CST, χ depends only on the magnitude of the spectator three-momentum, which will be scaled by the mass of the nucleon. If r is the mass ratio

$$r = \frac{m_s}{M}, \quad (2.36)$$

then $k \equiv M\kappa$, $E_s = ME_\kappa = M\sqrt{r^2 + \kappa^2}$, and

$$\chi = \chi(\kappa) = \frac{2ME_\kappa}{m_s} - 2 = 2\sqrt{1 + \frac{\kappa^2}{r^2}} - 2. \quad (2.37)$$

The structure functions, displayed in Eqs. (2.27), (2.28), and (2.29) (discussed in Appendix A), are integrals over the magnitude of the scaled three-momentum κ , or alternatively integrals over χ . In the nucleon rest frame, this integral has the form

$$\begin{aligned}
& \int \frac{Md^3k}{(2\pi)^3 2E_s} \delta(E_s - k \cos\theta - M(1-x)) \psi^2(\chi) \\
&= \frac{M^2}{(2\pi)^2} \int_0^\infty \frac{\kappa d\kappa}{2E_\kappa} \int_{-1}^1 \kappa dz \delta(E_\kappa - \kappa z - 1+x) \psi^2(\chi) \\
&= \frac{M^2}{(2\pi)^2} \int_{\kappa_{\min}}^\infty \frac{\kappa d\kappa}{2E_\kappa} \psi^2(\chi), \tag{2.38}
\end{aligned}$$

where the δ function in the last integral fixes the scattering angle $z = \cos\theta$ in terms of the momentum κ and the Bjorken variable x [the CST form of the DIS scattering condition, see Eq. (A39)],

$$z \rightarrow z_0 = \frac{E_\kappa - (1-x)}{\kappa} = \frac{r\chi + 2(r-1+x)}{r\sqrt{\chi(\chi+4)}}. \tag{2.39}$$

The requirement that the scattering angle be physical, or that $|z_0| \leq 1$, fixes the lower limit of the κ integration at

$$\kappa \geq |\kappa_{\min}| \quad \kappa_{\min} \equiv \frac{r^2 - (1-x)^2}{2(1-x)} \tag{2.40}$$

for $x \in [0, 1]$. The boundary of the region of integration over κ , $|\kappa_{\min}|$, is shown in Fig. 2 for selected values of the ratio r . When $r < 1$, the boundary has a cusp at $x = 1 - r$, which deserves further comment. At the cusp $|\kappa_{\min}| = 0$; if $x > 1 - r$, the region $\kappa < |\kappa_{\min}|$ is excluded because $z_0 > 1$, while if $x < 1 - r$, the region $\kappa < |\kappa_{\min}|$ is excluded because $z_0 < -1$. In either case, the lower limit of χ becomes

$$\zeta = \frac{r}{1-x} + \frac{1-x}{r} - 2 = \frac{(r+x-1)^2}{r(1-x)}, \tag{2.41}$$

with (for future reference)

$$\frac{d\zeta}{dx} = \frac{2\kappa_{\min}}{r(1-x)}. \tag{2.42}$$

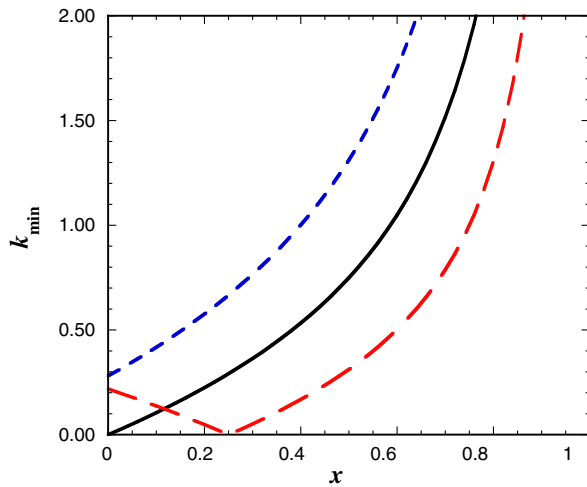


FIG. 2 (color online). The boundary of the κ integral, κ_{\min} , as a function of x for selected values of $r = 1.25$ (short-dashed line), $r = 1$ (solid line), $r = 0.75$ (long-dashed line).

Hence, the integral over κ can be transformed to

$$\frac{M^2}{(2\pi)^2} \int_{\kappa_{\min}}^\infty \frac{\kappa d\kappa}{2E_\kappa} \psi^2(\chi) = \frac{Mm_s}{4(2\pi)^2} \int_\zeta^\infty d\chi \psi^2(\chi), \tag{2.43}$$

leading to integrals of the form (2.29).

It is now easy to interpret the physical meaning of the structure functions in the context of the CST. The formula

$$f_q^S(x) = \frac{Mm_s}{16\pi^2} \int_\zeta^\infty d\chi [\psi_q^S(\chi)]^2 \tag{2.44}$$

displays the simplest structure function as an average over the square of the wave function $[\psi_q^S]^2$ with a variable lower limit that depends on x . The wave function can be unfolded from this average by differentiation:

$$\begin{aligned}
[\psi_q^S(\zeta)]^2 &= -\frac{r(1-x)}{2\kappa_{\min}} \frac{16\pi^2}{m_s M} \frac{df_q^S(x)}{dx} \\
&= -\frac{(1-x)^2}{x(2-x)} \frac{16\pi^2}{m_s M} \frac{df_q^S(x)}{dx} \quad \text{if } r = 1. \tag{2.45}
\end{aligned}$$

Examination of the experimentally determined distributions, discussed in Sec. III below, shows that the derivative is singular at $x = 0$ and is nonzero throughout the region $0 \leq x \leq 1$. Therefore, the wave function must have a singularity at $x = 0$ corresponding to $\kappa = \frac{1}{2}|r^2 - 1|$. Unless $r = 1$, this singularity is at a finite and nonvanishing value of κ , which is unphysical. Furthermore, if we choose $r < 1$, the wave function will have another singularity at $x = 1 - r$, corresponding to $\zeta = 0$ and $\kappa = 0$. [In Ref. [15], we used $r < 1$ and a wave function that was finite at all κ , inevitably giving a distribution amplitude with the wrong shape (see Fig. 9 in Ref. [15].)] We conclude that no choice of r will allow us to choose a wave function that is not singular at some momentum, but choosing $r = 1$, where the only singularity is at $\kappa = 0$ where Dirac wave functions are known to be singular, makes sense physically. With this choice, the integral (2.29) samples the wave functions over the entire range of momentum κ , with the sample size depending on the value of x , as shown in Fig. 2.

Assuming for the moment that $f_q^S(x) \rightarrow x^\alpha(1-x)^\gamma$ at large and small x , this shows that the square of the S -state wave function, when $r = 1$, must go as $x^{\alpha-2}(1-x)^{\gamma+1}$ at large and small x . Since

$$\zeta = \frac{x^2}{1-x}, \tag{2.46}$$

this behavior requires the square of the wave function to go, at large and small ζ , like

$$|\psi_q^S(\zeta)|^2 \sim \frac{1}{\zeta^{1-\alpha/2}(\beta + \zeta)^{\gamma+\alpha/2}}, \tag{2.47}$$

where β is a range parameter. In this way, the asymptotic behaviors of the wave function can be estimated directly from the structure function, at least for cases where the integrand does not depend on the cosine of the scattering

angle, z_0 . (Recall that the argument of the wave function itself does not depend on z_0 .) We will use this insight in Sec. IV to guide our construction of models for the wave functions.

We conclude this subsection by noting that the expression (2.44) displays a certain symmetry in f_q^S which is most easily discussed if we introduce $y \equiv 1 - x$ and define

$$\tilde{f}_q^S(y) = f_q^S(1 - x). \quad (2.48)$$

Then, from the form of ζ (written here for $r = 1$, but easily generalized to $r \neq 1$),

$$\tilde{f}_q^S(y) = \tilde{f}_q^S\left(\frac{1}{y}\right). \quad (2.49)$$

This symmetry allows us to extend the definition of $\tilde{f}(y)$ from the interval $0 \leq y \leq 1$ to the interval $0 \leq y \leq \infty$ and will be used in the next section.

F. Normalization

The representation (2.44) also allows a simple expression for the first moment of $f_q^S(x)$, or $\tilde{f}_q^S(y)$:

$$\begin{aligned} \int_0^1 dx f_q^S(x) &= \frac{Mm_s}{16\pi^2} \int_0^1 dx \int_{\zeta}^{\infty} d\chi [\psi_q^S(\chi)]^2 \\ &= \frac{Mm_s}{16\pi^2} \int_0^1 x dx \frac{d\zeta}{dx} [\psi_q^S(\zeta)]^2 = \int_0^1 dy \tilde{f}_q^S(y). \end{aligned} \quad (2.50)$$

This can be compared with the CST normalization integral for ψ_q^S . Recalling that the quark charge, at $Q^2 = 0$, is dressed to e_q^0 (in units of the charge at high Q^2), the CST normalization integral is

$$\begin{aligned} 1 &= e_q^0 \int \frac{d^3k}{(2\pi)^3 2E_s} [\psi_q^S(\chi)]^2 \\ &= \frac{e_q^0 Mm_s}{8\pi^2} \int_0^{\infty} \kappa d\chi [\psi_q^S(\chi)]^2. \end{aligned} \quad (2.51)$$

Note that both Eqs. (2.50) and (2.51) are integrals over the wave function, with χ a function of κ and ζ as a function of x . We can transform these two integrals into the same form if we set $\zeta = \chi$, which defines a mapping between x and κ :

$$\kappa^2 = \frac{r^2}{4} \left(\frac{r}{1-x} - \frac{1-x}{r} \right)^2. \quad (2.52)$$

Setting $r = 1$ from here on, the normalization integral (2.51) is transformed into

$$\begin{aligned} 1 &= \frac{e_q^0 Mm_s}{16\pi^2} \int_0^1 x(2-x) dx \frac{d\zeta}{dx} [\psi_q^S(\zeta)]^2 \\ &= \frac{e_q^0 Mm_s}{16\pi^2} \int_0^1 \left[x + \frac{x}{1-x} \right] dx \frac{d\zeta}{dx} [\psi_q^S(\zeta)]^2. \end{aligned} \quad (2.53)$$

The normalization integral, apart from the quark charge renormalization e_q^0 , differs from the first moment of $f_q^S(x)$

in the weight function, which now includes the additional factor of $x/(1-x)$.

As an alternative to Eq. (2.53), write the integral in terms of y , use the symmetry property of ζ to transform the second term into an integral over $z = 1/y$, and then replace the integration variable z by y , allowing the normalization integral to be written

$$\begin{aligned} 1 &= \frac{e_q^0 Mm_s}{16\pi^2} \int_0^{\infty} (1-y) dy \frac{d\zeta}{dy} [\psi_q^S(\zeta)]^2 \\ &= \frac{e_q^0 Mm_s}{16\pi^2} \int_{-\infty}^1 x dx \frac{d\zeta}{dx} [\psi_q^S(\zeta)]^2 \\ &= -e_q^0 \int_{-\infty}^1 x dx \frac{df_q^S(x)}{dx} \\ &= e_q^0 \int_{-\infty}^1 dx f_q^S(x) \end{aligned} \quad (2.54)$$

in agreement with the results presented in Ref. [15]. The forms (2.53) and (2.54) are equivalent, alternative forms of the normalization condition.

In this model, f_q is the valence quark distribution, and hence we *require* its first moment to be unity,

$$1 = \int_0^1 dx f_q(x) \quad (2.55)$$

(where, by our convention, the factor of 2 that accompanies the first moment of the u -quark distribution in the proton is contained in the formulae (2.30) and not in the moment). This will set the scale of the wave function. The CST normalization condition (2.51) will then determine the renormalization of the quark charge at $Q^2 = 0$. This is a different procedure than we used in Ref. [15] and more in keeping with QCD, which fixes the quark charges at $Q^2 \rightarrow \infty$.

G. Where is the glue?

Gluons are known to make a substantial contribution to the nucleon momentum. This shows up in momentum sum rule. Using our normalization, the proton momentum sum rule is

$$1 = 2 \int_0^1 dx x f_u(x) + \int_0^1 dx x f_d(x) + N_g, \quad (2.56)$$

where $N_g \simeq 0.5$ is the contribution from gluons. This sum rule cannot be derived within the context of the CST model description of DIS scattering. Instead, we have the charge normalization condition (2.54). If the u and d distributions are identical (for purposes of discussion), $N_g = 0.5$, and there are no P - and D -state components so that $f_q \rightarrow f_q^S$, these two sum rules are

$$0.167 = \int_0^1 dx x f_q^S(x) \quad 1 = e_q^0 \int_{-\infty}^1 dx f_q^S(x). \quad (2.57)$$

In CST, the first sum rule is fixed phenomenologically (by fitting the theoretical f_q to experiment), and then the dressed charge e_q^0 is determined from the second.

To illustrate the idea, choose the oversimplified distribution

$$\tilde{f}_q^S(y) = \delta(y - y_0) + \delta\left(\frac{1}{y} - y_0\right), \quad (2.58)$$

where $\tilde{f}_q^S(y)$ satisfies the symmetry condition (2.49) (as it must), and y_0 is a parameter. Then, the normalization condition (2.55) is automatically satisfied, and the conditions (2.57) become

$$\int_0^1 x dx f_q^S(x) = 1 - y_0 = 0.167 \quad 1 = e_q^0 \left(1 + \frac{1}{y_0^2}\right). \quad (2.59)$$

These equations give $e_q^0 = 0.41$, not too far from the values obtained in the following sections.

It remains to be shown in detail how the gluon contributions give rise to the modification of the quark charge and to generalize this discussion to show how the angular momentum contributions of *constituent* quarks, evaluated in this paper, can be compared to the angular momentum contributions from bare quarks plus gluons which would be obtained from a light-front model. This is beyond the scope of this paper and a subject for future work.

III. FIRST OBSERVATIONS

In this section, we first present the data for the unpolarized structure functions f_q and the polarized g_1 and then discuss the proton and neutron spin puzzles. The detailed fits will be discussed in Sec. IV.

A. Data

The individual u and d -quark distributions f_q and g_1^q have been extracted from global fits to data. These fits use the QCD evolution equations to relate the data at higher Q^2 to phenomenological starting distributions defined at $Q^2 = 1 \text{ GeV}^2$. In fitting our model for f_q and g_1^q to these starting distributions, we assume that it is appropriate to compare the DIS limit of our model with the data at $Q^2 = 1 \text{ GeV}^2$, assuming that the behavior at higher Q^2 can be predicted by QCD but not by the model. Some investigators have chosen to extrapolate the QCD predictions to (much) lower Q^2 and fit their models there. We do not do so for two reasons: (i) we are doubtful that the QCD evolution equations are reliable below $Q^2 = 1$ (they are based on perturbative QCD), and (ii) the assumption that our model has reached its asymptotic limit at the scale of the nucleon mass is generous. The choice of $Q^2 = 1 \text{ GeV}^2$ is somewhat arbitrary, and at best a compromise required by trying to fit a round peg into a square hole.

For the fits to f_q we use the global fits of Martin, Roberts, Stirling, and Thorne (MRST02) [30]:

$$\begin{aligned} x f_u^{\text{exp}}(x) &\rightarrow x u_V(x)/2 \\ &= \mathbf{0.130} x^{0.31} (1-x)^{3.50} (1 + 3.83\sqrt{x} + 37.65x) \\ x f_d^{\text{exp}}(x) &\rightarrow x d_V(x) \\ &= \mathbf{0.061322} x^{0.35} (1-x)^{4.03} (1 + 49.05\sqrt{x} + 8.65x), \end{aligned} \quad (3.1)$$

where we have divided their u -quark distribution by 2 because both of our $f_q(x)$ distributions are normalized to unity,

$$\int_0^1 dx f_q^{\text{exp}}(x) = 1. \quad (3.2)$$

[In order to get this valence quark normalization condition accurately, we rescaled the MRST02 from 0.131 to 0.130 (for u quarks) and from 0.061 to 0.61332 (for d quarks). These rescaled numbers are shown in bold in Eq. (3.1).] The model does not describe sea quarks, so it is appropriate to use the valence quark distributions; the description of sea quarks is a subject for future study.

To represent the data for g_1^q , we use the global fits of Leader, Sidorov, and Stamenov (LSS10) [31]. They express these distributions as a sum of the leading twist component, Δq , and a higher twist component proportional to h^q ,

$$g_1^q(x) = \Delta q(x) + \frac{h^q(x)}{Q^2}. \quad (3.3)$$

At $Q^2 = 1$, the leading twist contributions determined by LSS10 are

$$\begin{aligned} x \Delta u(x) &= 0.548 x^{0.782} (1-x)^{3.335} (1 - 1.779\sqrt{x} + 10.2x) \\ x \Delta d(x) &= -0.394 x^{0.547} (1-x)^{4.056} (1 + 6.758x). \end{aligned} \quad (3.4)$$

However, the higher twist corrections are not negligible at $Q^2 = 1$. Extracted values of h^N for the proton and neutron are reported in Table III of Ref. [31]. For convenience, these were fit by the smooth functions;

$$\begin{aligned} h_{\pm}^p(x) &= -0.82 x^{0.782} (1-x)^5 [1 \pm \delta_p(x)] \\ h_{\pm}^n(x) &= 3(1-x)^4 (0.2-x)^2 [1 \pm \delta_n(x)], \end{aligned} \quad (3.5)$$

where the errors were approximated by

$$\begin{aligned} \delta_p(x) &= \frac{0.05}{(1-x)^4} + \frac{0.04}{x^{0.7}} \\ \delta_n(x) &= \frac{0.015}{(0.2-x)^2} + \frac{0.04}{(1-x)^3}. \end{aligned} \quad (3.6)$$

The quality of these fits and the errors in the h 's are shown in Fig. 3. Separating these into u and d -quark contributions and adding them to Eq. (3.4), the total empirical distributions (adding errors) at $Q^2 = 1$ become

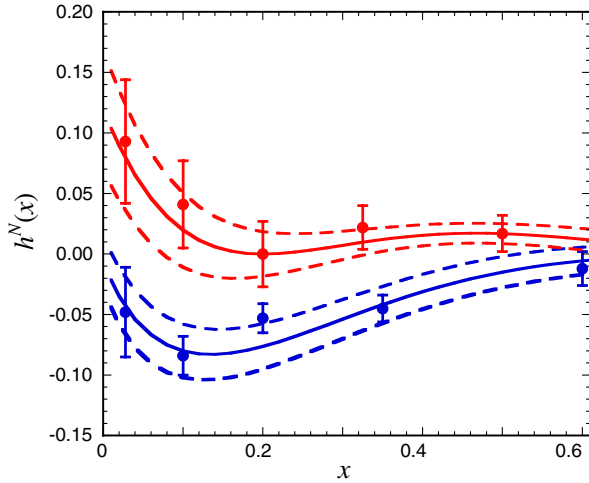


FIG. 3 (color online). The data for $h^N(x)$ and the empirical fits of Eq. (3.5). The dashed lines above and below the solid curves are the error estimates of Eq. (3.5). Lower points and curves are the proton; upper ones are the neutron.

$$\begin{aligned} xg_{1u}^{\text{exp}\pm}(x) &= x\Delta u(x) + \frac{3}{5}x[4h_{\pm}^p(x) - h_{\pm}^n(x)] \\ xg_{1d}^{\text{exp}\pm}(x) &= x\Delta d(x) + \frac{6}{5}x[4h_{\pm}^n(x) - h_{\pm}^p(x)]. \end{aligned} \quad (3.7)$$

As Fig. 3 shows, the error in these functions is considerable.

Forming the combinations for proton and neutron and integrating over x gives

$$\begin{aligned} \Gamma_1^p &= \int_0^1 dx g_{1p}^{\text{exp}\pm}(x) = 0.128 \pm 0.013 \\ \Gamma_1^n &= \int_0^1 dx g_{1n}^{\text{exp}\pm}(x) = -0.042 \pm 0.013. \end{aligned} \quad (3.8)$$

These values are compatible with recent measurements reported at a number of experimental facilities [5,6] and also agree, within errors, with the result for the proton reported by Jaffe and Manohar [4].

For later use, we record the experimental values of Γ_1 for the separate u and d distributions obtained from the experimental results using the expansion (2.33):

$$\begin{aligned} \Gamma_1^u &= \frac{3}{5}(4\Gamma_1^p - \Gamma_1^n) = 0.333 \pm 0.039 \\ \Gamma_1^d &= \frac{6}{5}(4\Gamma_1^n - \Gamma_1^p) = -0.355 \pm 0.080, \end{aligned} \quad (3.9)$$

where the errors are estimates obtained by integrating Eq. (3.7).

B. Proton and neutron spin puzzles

Note that, if the nucleon has no P - or D -state components, the polarized spin structure functions g_1^n are uniquely predicted. From Eq. (2.30), we obtain

$$\begin{aligned} g_1^p(x) &= \frac{11}{30}f_p - \frac{2}{15}f_n = \frac{8}{27}f_u - \frac{1}{54}f_d \\ g_1^n(x) &= \frac{2}{15}f_p - \frac{3}{15}f_n = \frac{2}{27}f_u - \frac{2}{27}f_d. \end{aligned} \quad (3.10)$$

Recalling the normalization (3.2), the moments predicted by (3.10) are

$$\begin{aligned} \Gamma_1^p &= \int_0^1 dx g_1^p(x) = \frac{5}{18} = 0.278 \\ \Gamma_1^n &= \int_0^1 dx g_1^n(x) = 0. \end{aligned} \quad (3.11)$$

These predictions are to be compared with the experimental values (3.8). As mentioned in the introduction, the inability to correctly predict Γ_1^p has been referred to as the proton spin puzzle, and we see here that our model without orbital angular momentum components cannot reproduce the experimental results. From our point of view, the neutron spin puzzle is also interesting.

The extent to which the prediction (3.10) for g_1^p strongly disagrees with the data is shown in the left panel of Fig. 4; the prediction for g_1^n shown in the right panel is in better agreement. This figure is included here only as an illustration of the spin problem. The data shown are only a subset of all the data that is available and were measured at a variety of Q^2 , which, because of the effects of QCD evolution, should, strictly speaking, not be placed on the same plot. The method we used to fit the data, which allows for QCD evolution and includes a larger data set, is discussed in the next section.

IV. FITS TO THE DATA

The fits to the DIS data will be done in three steps. First, the unpolarized structure functions $f_q(x)$ will be fit using a model with only an S -state component.

After the S -state component has been fixed, we use the same parameters for the P - and D -state components and adjust the strength parameters n_P and n_D to get the correct values of Γ_1^u and Γ_1^d given in Eq. (3.9). Once the n_P and n_D have been chosen, we readjust some of the parameters of the wave functions to give a good fit to the shapes. This last step confirms that our choices of n_P and n_D made in step 2 were acceptable. However, this procedure is rather crude, and a fit to all of the parameters *at once* would likely alter our conclusions somewhat.

A. Step 1: Fitting the S -state wave functions

As described above, the S -state u - and d -quark distributions are fit to the experimental quark distributions f_u and f_d using Eq. (2.44). We choose a simple form for the wave functions, with parameters adjusted to give a reasonable fit to the data.

In our previous work [15], we made the choice

$$\psi_q^S(\chi) = \frac{N_S}{m_s[\chi + \beta_1][\chi + \beta_2]}, \quad (4.1)$$

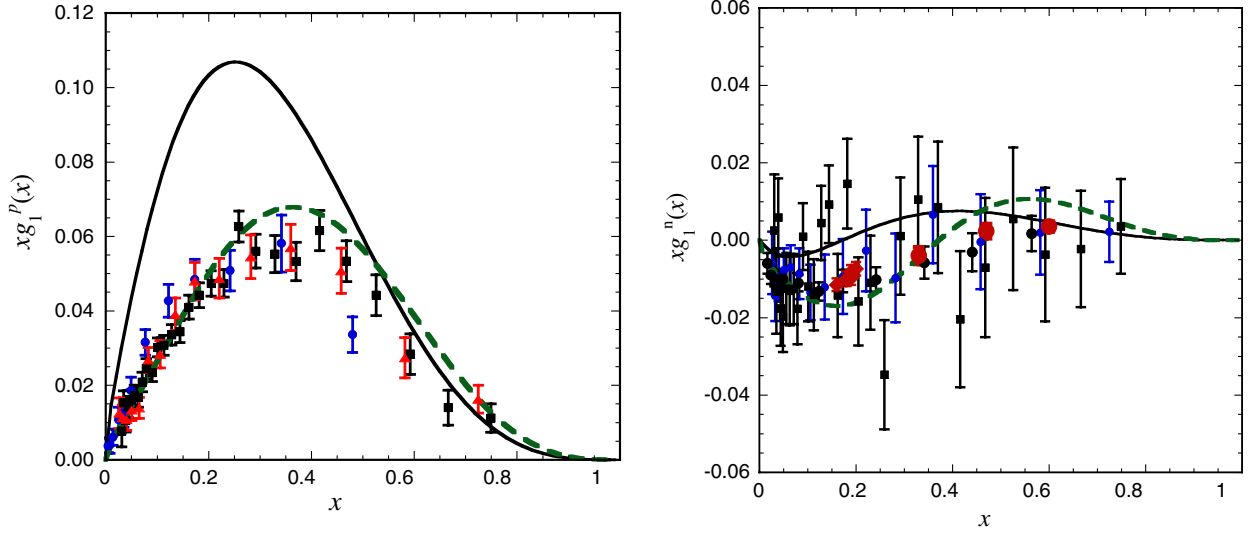


FIG. 4 (color online). Data for xg_1 compared to the predictions (3.10) (solid line) and the LSS10 fits (for $\delta = 0$) (3.7) (dashed line). Left panel: proton with data from SMC (circles, Ref. [43]), SLAC-E143 (squares, Ref. [44]), HERMES (triangles, Ref. [45]), and COPMASS Collaboration [46] (not shown); right panel: neutron with data from SLAC-143 (squares, Ref. [44]), HERMES (small circles at low x , Ref. [45]), SLAC-E154 (medium circles, Ref. [47]), JLab-Hall A (large circles, Ref. [48]), and JLab-Kramer (diamonds, Ref. [49]).

where N_S is a normalization constant, β_1 and β_2 are dimensionless range parameters, and m_s is included to make the normalization constant dimensionless. This form, used in our previous analysis of the nucleon form factors, does not do well fitting the DIS data, and, as discussed in the introduction, we will adopt a completely different approach in this paper.

A choice that produces a good fit to the DIS data is

$$\begin{aligned} \psi_q^S(\chi) &= \frac{1}{m_s N_q^S} \frac{\beta_{Sq} \cos \theta_{Sq} + \chi \sin \theta_{Sq}}{\chi^{n_{0Sq}} [\chi + \beta_{Sq}]^{n_{1Sq} - n_{0Sq}}} \\ &\equiv (m_s N_q^S)^{-1} \Phi_q^S(\chi, \beta, \theta, n_0, n_1), \end{aligned} \quad (4.2)$$

where N_q^S is a normalization constant, β_{Sq} is the single dimensionless range parameter, $\theta_{Sq} \equiv a_{Sq} \pi$ is a mixing parameter which allows the phase and/or oscillations of the wave function to be adjusted as needed, n_{0Sq} is a fractional power needed to give the sharp rise in the distributions amplitudes at small x , and n_{1Sq} allows for adjustment of the large- x behavior of the wave function. The generic wave function, $\Phi(\chi, \beta, \theta, n_0, n_1)$, defined in Eq. (4.2), will also be used to define the P - and D -state wave functions below, and we use the notation $\Phi_q^S(\chi, \beta, \dots) = \Phi(\chi, \beta_{Sq}, \dots)$. If $a_{Sq} \neq 0$ and $n_{1Sq} = 3$, Eq. (4.2) still goes as $1/\chi^2$ at large χ , ensuring that the form factors calculated from this wave function will go as $1/Q^4$ at large Q .

Taking $r = 1$, using the correspondence presented in Eq. (2.47), and assuming $\theta_{Sq} \neq 0$, the leading behavior of the distribution amplitudes f_q near $x \rightarrow 0$ and $x \rightarrow 1$ should be of the form $x^{\alpha_q}(1-x)^{\gamma_q}$, where

$$n_{0Sq} \sim \frac{1}{2} - \frac{1}{4}\alpha_q \quad n_{1Sq} \sim \frac{3}{2} + \frac{1}{2}\gamma_q. \quad (4.3)$$

For the u -quark distribution, we will fix $n_{1Su} = 3$, giving a $(1-x)^3$ behavior at large x , so this simple model cannot reproduce the fractional power of $(1-x)^{3.5}$ found in the empirical u -quark function (3.1). However, in order to preserve the interesting d/u -quark behavior as $x \rightarrow 1$, we allow the power $n_{1Sd} > 3$ and adjust it to give a good d/u ratio.

If the wave functions were to reproduce the small- x behavior exactly, we would require

$$n_{0Sq} \approx \frac{1}{2} - \frac{1}{4}\alpha_q = \begin{cases} 0.42 & u \text{ quark} \\ 0.41 & d \text{ quark} \end{cases}. \quad (4.4)$$

The actual parameters which emerge from our fits are not far from these estimates.

The S -state structure functions reduce to

$$f_q^S(x) = \frac{1}{C_q^S r} \int_{\xi}^{\infty} d\chi [\Phi_q^S(\chi)]^2 \equiv (C_q^S)^{-1} F_q^S(x), \quad (4.5)$$

where, for simplicity, the parameters which enter Φ_q^S have been suppressed, and

$$C_q^S = 16\pi^2 (N_q^S)^2. \quad (4.6)$$

To complete the determination of $f_q^S(x)$, C_q^S and $e_q^0 < 1$ are determined by the wave function normalization condition (2.54) [or Eq. (2.51)] and the normalization of the valence quark distribution (3.2). The wave function normalization gives C_q^S in terms of e_q^0 ,

$$C_q^S = e_q^0 \int_{-\infty}^1 dx F_q^S(x), \quad (4.7)$$

with e_q^0 given by the ratio

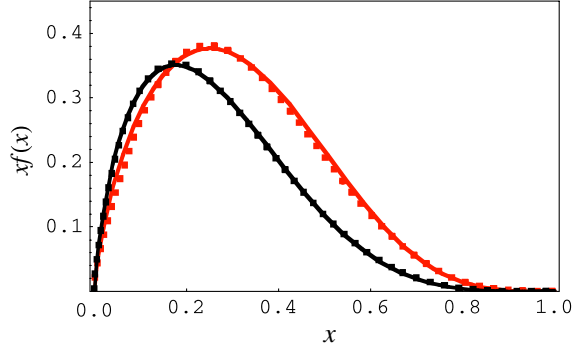


FIG. 5 (color online). The experimental quark distributions $x f_u^{\text{exp}}(x)$ and $x f_d^{\text{exp}}(x)$ (dotted lines) compared to the fits $x f_u^S(x)$ and $x f_d^S(x)$ with the parameters given in Table I (solid lines). All distributions are normalized to unity as in Eq. (3.2). The curves which peak at a larger x are the u distributions, and the ones that peak at smaller x are the d distributions.

$$e_q^0 = \frac{1}{N} \int_0^1 dx f_q^S(x), \quad (4.8)$$

with

$$N \equiv \int_{-\infty}^1 dx f_q^S(x). \quad (4.9)$$

The fit is shown in Fig. 5, and the parameters are given in Table I. Note that wave function is highly singular (but they are normalizable; only if $n_{0Sq} \geq 0.75$ can they not be normalized) and even more singular than the estimates (4.4). The ratio of the d to u -quark distributions, which vanish at $x \rightarrow 1$, are shown in Fig. 6. We constrained $n_{1Su} = 3$, but we cannot get the correct result for the d/u ratio unless $n_{1Sd} > 3$, and choosing the power $n_{1Sd} = 3.2$ gives the fit shown in Fig. 6. This means that the asymptotic nucleon form factors will be dominated by the u -quark distribution.

B. Step 2: Fixing the P - and D -state admixtures

The strength of the P - and D -state admixtures is fixed by fitting the moments of the polarized distributions (3.8). Before doing this, we discuss our choice of the functional form for the P - and D -state wave functions and then look qualitatively at the effect of changing n_P and n_D individually.

TABLE I. Adjustable parameters (in bold) and additional constants determined by the normalization conditions for the fits shown in Fig. 5.

	β_{Sq}	θ_{Sq}	n_{0Sq}	n_{1Sq}	C_q^S	e_q^0
u	0.9	0.4π	0.51	3	2.197	0.3545
d	1.25	$\frac{1}{4}\pi$	0.49	3.2	2.279	0.3940

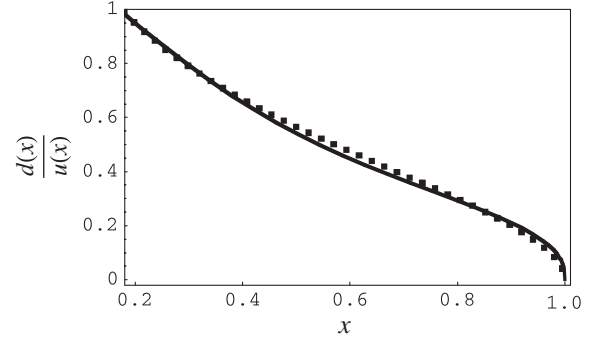


FIG. 6. Comparison of the fitted to the experimental ratio of the d - and u -quark distributions, where $q(x) \equiv f_q(x)$. The dotted line represents the experimental results.

1. Functional form for the wave functions

We chose the P - and D -state wave functions to have the general form

$$\begin{aligned} \psi_q^P(\chi) &= [m_s N_q^P M K(\chi)]^{-1} \Phi_q^P(\chi, \beta, \theta, n_0, n_1), \\ \psi_q^D(\chi) &= [m_s N_q^D M^2 K^2(\chi)]^{-1} \Phi_q^D(\chi, \beta, \theta, n_0, n_1), \end{aligned} \quad (4.10)$$

where $q = \{u, d\}$, N_q^L are normalization constants, and the function $K(\chi)$ is just the scaled three-momentum expressed as a function of χ

$$K(\chi) = \sqrt{\frac{1}{4}r^2 \chi(\chi + 4)} = \kappa, \quad (4.11)$$

and the generic functions Φ_q^L have the same general form as Φ_q^S but with different parameters associated with each function [so that, for example, $\Phi_q^P(\beta, \dots) \rightarrow \Phi(\beta_{Pq}, \dots)$].

The factors of K^{-1} multiplying the P -state wave function and K^{-2} multiplying the D -state wave function in Eq. (4.10) were chosen for convenience; they cancel similar factors in the spin structures multiplying these scalar wave functions. Our philosophy is to let the short range behavior be fixed by the structure functions themselves, which are more singular than might be expected.

Using Eq. (2.39) to fix z_0 and substituting the general forms (4.10), the structure functions which appear in Eqs. (2.27) and (2.28) consist of terms depending on the squares of the wave functions,

$$\begin{aligned} f_q^L(x) &= \frac{1}{C_q^L r} \int_{\zeta}^{\infty} d\chi [\Phi_q^L(\chi)]^2 \equiv (C_q^L)^{-1} F_q^L(x) \\ g_q^L(x) &= \frac{1}{C_q^L r} \int_{\zeta}^{\infty} d\chi P_2(z_0) [\Phi_q^L(\chi)]^2, \end{aligned} \quad (4.12)$$

and interference terms,

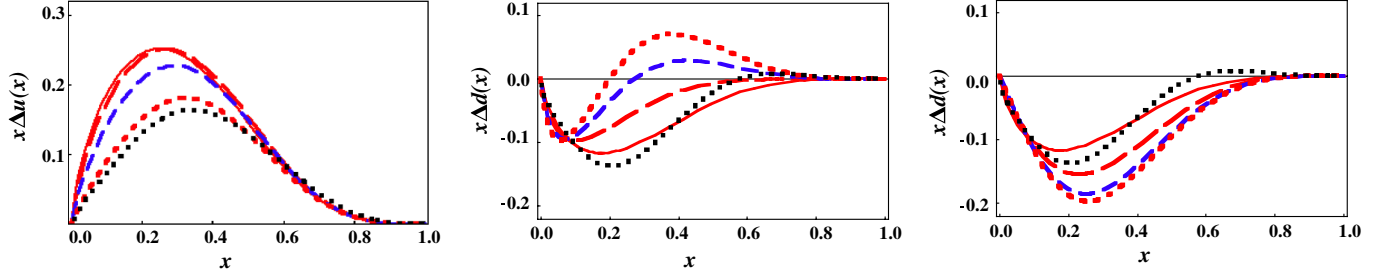


FIG. 7 (color online). Influence of a D state on the spin polarized structure functions, $x\Delta q(x)$, as a function of x . In all panels, the dotted line is the experimental fit of LSS10, and the theoretical curves have $|n_D| = 0$ (solid), 0.2 (long-dashed), 0.4 (medium-dashed), and 0.6 (short-dashed). Left panel is $x\Delta u$, middle panel $x\Delta d$ for $n_D > 0$, and right panel $x\Delta d$ for $n_D < 0$.

$$\begin{aligned}
 d_q(x) &= \frac{1}{\sqrt{C_q^S C_q^D} r} \int_{\zeta} d\chi P_2(z_0) \Phi_q^S(\chi) \Phi_q^D(\chi) \\
 h_q^L(x) &= \frac{1}{\sqrt{C_q^P C_q^L} r} \int_{\zeta} d\chi z_0 \Phi_q^L(\chi) \Phi_q^P(\chi) \\
 h_q^{L+1}(x) &= \frac{1}{\sqrt{C_q^P C_q^L} r} \int_{\zeta} d\chi \frac{K(\zeta)}{4x} (1 - z_0^2) \Phi_q^L(\chi) \Phi_q^P(\chi),
 \end{aligned} \tag{4.13}$$

where ζ was defined in Eq. (2.41),

$$C_q^L = 16\pi^2 (N_q^L)^2, \tag{4.14}$$

and the L 's appropriate to each equation were specified before. The functions h_q^{L+1} enter into the expressions for g_2 only and will not be needed until the next section.

The P - and D -state wave functions are normalized as in Eq. (2.19), and with the ansatz (4.10), this leads to a generalization of the condition (4.7)

$$C_q^L = e_q^0 \int_{-\infty}^1 dx F_q^L(x). \tag{4.15}$$

However, the valence quark normalization condition needed to extract e_q^0 is now

$$\begin{aligned}
 1 &= \int_0^1 dx f_q(x) \\
 &= \int_0^1 dx [n_S^2 f_q^S - 2n_P n_S h_q^0 + n_P^2 f_q^P + n_D^2 f_q^D].
 \end{aligned} \tag{4.16}$$

Since the individual wave functions are all normalized to the same quantity $(e_q^0)^{-1}$, the constant N defined in Eq. (4.9) is independent of L ,

$$N = \int_{-\infty}^1 dx f_q^P(x) = \int_{-\infty}^1 dx f_q^D(x), \tag{4.17}$$

so that the new result for e_q^0 is a generalization of (4.8)

$$e_q^0 = n_S^2 e_q^S - 2n_P n_S h_q^{SP} + n_P^2 e_q^P + n_D^2 e_q^D, \tag{4.18}$$

where the new coefficients e_q^L are generalizations of (4.8)

$$e_q^L \equiv \frac{1}{N} \int_0^1 dx f_q^L(x) \quad h_q^{SP} \equiv \frac{1}{N} \int_0^1 dx h_q^0(x). \tag{4.19}$$

Next, the choice of the coefficients n_P and n_D is discussed.

2. Effects of the D state

First, consider the results of varying the D -state admixture with the P -state component *identically zero*. Keeping the parameters for the D -state wave function identical to those for the S state (Table I), the predictions of Eq. (2.34) reduce to (ignoring the small g_q^D terms here, but not in the calculations and figures discussed below)

$$g_1^u = \frac{2}{3} f_u^S - n_D^2 f_u^D - \frac{2}{9} a_{SD} d_u \quad g_1^d = -\frac{1}{3} f_d^S - \frac{8}{9} a_{SD} d_d, \tag{4.20}$$

where, in this case, $f_q = f_q^S$. The results for various values of n_D are summarized in Fig. 7 and Table II. Note that, when the D -state parameters are identical to the S -state parameters, the normalization of the charge is unchanged, i.e. $e_q^0 = e_q^S$. Since the unpolarized distributions $f_q(x)$ are identical to the S -state distributions shown in Fig. 5, Fig. 7 does not show f_q .

As the left panel of Fig. 7 and the first line of Table II show, a D -state component of about 36% will fit the u -quark polarization and Γ_1^u very well. It also shows that

TABLE II. Values of Γ_1^q for the four choices of n_D shown in Fig. 7.

$ n_D $	0	0.2	0.4	0.6	experiment
$\Gamma_1^u(n_D > 0)$	0.667	0.643	0.544	0.367	0.333
$\Gamma_1^d(n_D > 0)$	-0.333	-0.293	-0.252	-0.218	-0.355
$\Gamma_1^d(n_D < 0)$	-0.333	-0.369	-0.395	-0.404	-0.355

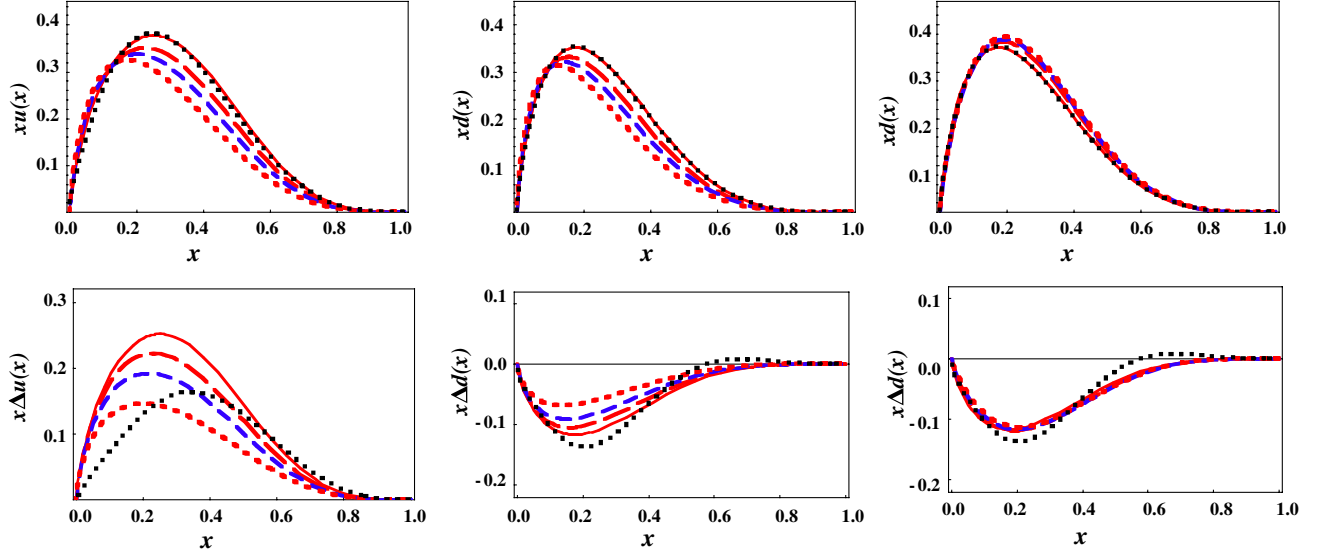


FIG. 8 (color online). Top row: unpolarized structure functions $xq = xf_q$. Second row: spin polarized structure functions, $x\Delta q(x)$, all as a function of x . In all panels, the dotted line is the experimental fit of MRST02 or LSS10, and the theoretical curves have $|n_p| = 0$ (solid), 0.2 (long-dashed), 0.3 (medium-dashed), and 0.4 (short-dashed). Left panels are xu and $x\Delta u$, middle panels are xd and $x\Delta d$ for $n_p > 0$, and right panels xd and $x\Delta d$ for $n_p < 0$.

the sign of n_D must be positive in order for the interference term, d_u , to bring the predicted g_1^u down close to the observed shape. [A detailed study of Eq. (4.20) reveals that a large negative n_D close to unity is also mathematically possible, but this case is rejected on physical grounds.] Unfortunately, the d -quark distribution, fit well by $n_D = 0$, is destroyed by increasing $|n_D|$ to 0.6. Since the phase of the d -quark D -state wave function can be chosen independently of the phase of the u -quark wave function, both possible choices of sign for the d -quark distribution are shown, but neither will correct the problem. The principal source of the difficulty is the relative size of the SD interference term, which is 4 times larger for d quarks than for u quarks, and is not compensated by any positive term of the form $n_D^2 f_d^D$ [the term proportional to $n_D^2 g_d^D$, neglected in the estimate (4.20), is positive, but much too small to have the desired effect].

However, as will be shown, a reasonable fit can be obtained by adding a small P -state contribution and adjusting the parameters of the D -state distributions.

3. Effects of the P state

Now, consider the results of varying the P -state admixture with the D -state component *identically zero*. Keeping the parameters for the P -state wave function identical to those for the S state (Table I), the predictions of Eqs. (2.31) and (2.34) reduce to (ignoring the small g_q^P terms here, but not in the calculations and figures discussed below)

$$\begin{aligned} f_q &= f_q^S - 2n_S n_P h_q^0 \\ g_1^u &= \frac{2}{3}f_u^S - \frac{4}{3}n_S n_P h_u^0 - \frac{48}{9}n_P^2 f_u^P \\ g_1^d &= -\frac{1}{3}f_d^S + \frac{2}{3}n_S n_P h_d^0 + \frac{4}{9}n_P^2 f_d^P, \end{aligned} \quad (4.21)$$

where the SP interference term included in f_q has been separated out explicitly, and, following Eq. (4.18), the renormalized charge reduces to

$$e_q^0 = e_q^S - 2n_S n_P h_q^{SP}. \quad (4.22)$$

TABLE III. Values of Γ_1^q and e_q^0 for the four choices of n_p shown in Fig. 8.

$ n_p $	0	0.2	0.3	0.4	experiment
$\Gamma_1^u(n_p > 0)$	0.667	0.627	0.563	0.448	0.333
$e_u^0(n_p > 0)$	0.355	0.269	0.229	0.194	...
$\Gamma_1^d(n_p > 0)$	-0.333	-0.313	-0.280	-0.223	-0.355
$e_d^0(n_p > 0)$	0.394	0.303	0.261	0.224	...
$\Gamma_1^d(n_p < 0)$	-0.333	-0.321	-0.307	-0.289	-0.355
$e_d^0(n_p < 0)$	0.394	0.485	0.527	0.564	...

TABLE IV. Values of $n_P(q)$ and $n_D(q)$ for the two solutions studied in this paper. When the sign of $n_L(u) \neq n_L(d)$, it means that the phase of the wave function differs from that of the S state.

solution	$n_P(u)$	$n_D(u)$	$n_P(d)$	$n_D(d)$
1	0.43	0.18	-0.43	-0.18
2	0.08	0.59	0.08	-0.59

TABLE V. Values of Γ_1^q and e_q^0 for the cases shown in Figs. 9–12. Cases 1_0 and 2_0 are solutions 1 and 2 with P - and D -state parameters identical to the S -state parameters of Table I; cases 1_A and 2_A have the parameters given in Table VI.

case	Γ_1^u	e_u^0	Γ_1^d	e_d^0
1_0	0.332	0.187	-0.356	0.571
1_A	0.298	0.170	-0.333	0.567
2_0	0.334	0.326	-0.356	0.364
2_A	0.334	0.326	-0.294	0.364
experiment	0.333 ± 0.039	...	-0.355 ± 0.08	...

The results for various values of n_P are summarized in Fig. 8 and Table III. Now that e_q^0 and the unpolarized structure functions depend on n_P , these quantities are also shown in the table and the figure.

The equations and figure show that the most efficient way to reduce the polarized u -quark distribution to the correct size is to require $n_P > 0$ for u quarks, but as the

phase of the d -quark wave function is independent of the choice for the u quark, we show both cases. The choice of $n_P = -0.4$ for the d quark preserves the shape of both of the d -quark structure functions. We therefore expect a solution in the region with $n_P > 0$ for u and $n_P < 0$ for d quarks.

4. Fixing n_S and n_D from the moments

An efficient way to estimate the strength of the P - and D -state mixing is to adjust the coefficients n_P and n_D to fit the experimental moments Γ_1^q . If the parameters of the P - and D -state wave functions are set equal to the S -state ones, then the theoretical expression for these moments gives the following equations for n_P and n_D :

$$\begin{aligned} \Gamma_1^u &= \frac{2}{3} - \left(n_D^2 + \frac{8}{9} n_P^2 \right) \tilde{F}_u - \left(\frac{2}{9} a_{SD} - \frac{8}{9} n_P^2 - \frac{29}{60} n_D^2 \right) G_u + \frac{2}{9} a_{PD} H_u \\ &= 0.333 \\ \Gamma_1^d &= -\frac{1}{3} + \frac{4}{9} n_P^2 \tilde{F}_d - \left(\frac{8}{9} a_{SD} + \frac{4}{9} n_P^2 - \frac{8}{15} n_D^2 \right) G_d + \frac{8}{9} a_{PD} H_d \\ &= -0.355, \end{aligned} \quad (4.23)$$

where we require that the solutions to the first equation give positive values of both n_P and n_D but allow solutions with either sign for the second equation, and the coefficients are

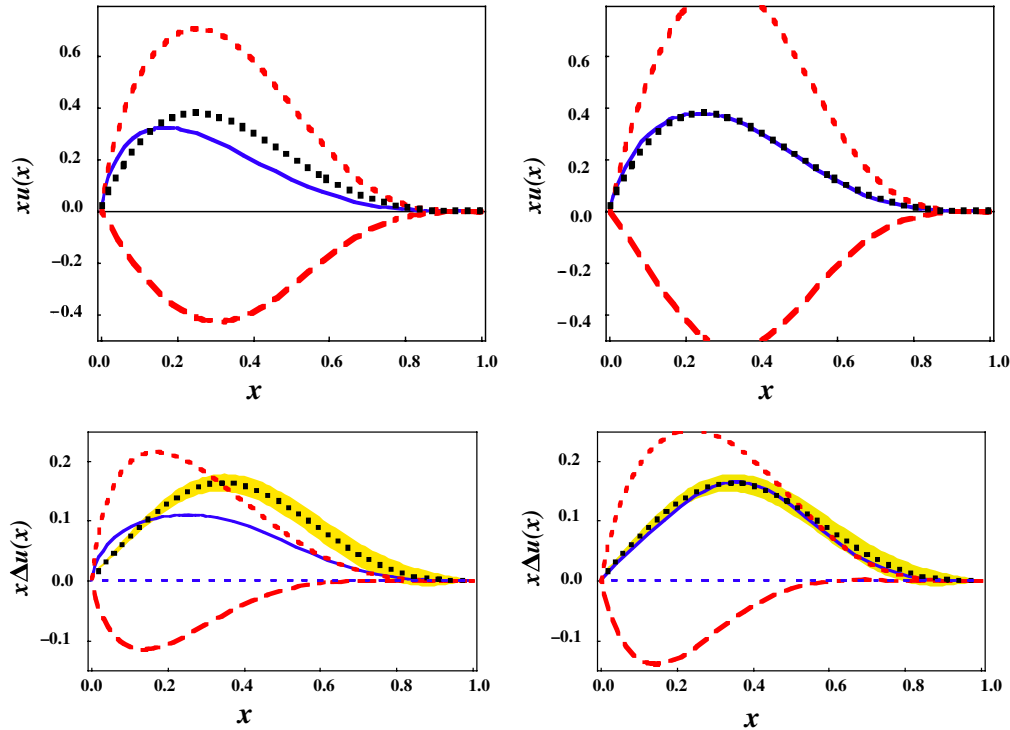


FIG. 9 (color online). Distributions for the u quark, as a function of x , for solution 1 with $n_P = 0.43$ and $n_D = 0.18$. Top row: unpolarized structure functions $xu = xf_u$. Second row: spin polarized structure functions, $x\Delta u(x)$. Left column: same parameters for all L (case 1_0). Right column: parameters readjusted to fit the shapes (case 1_A).

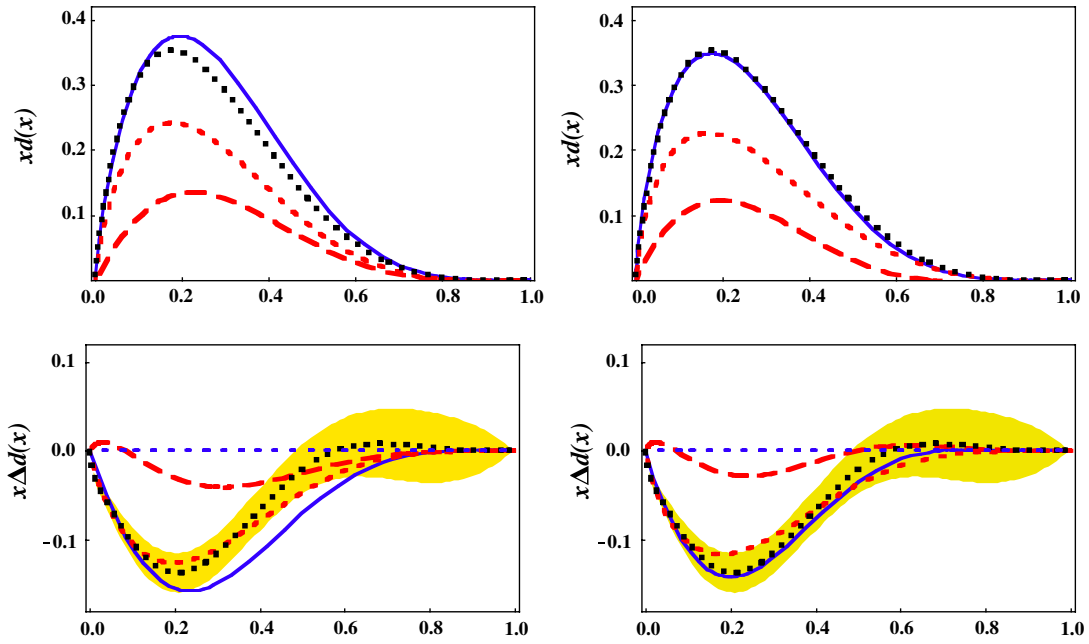


FIG. 10 (color online). Distributions for the d quark, as a function of x , for solution 1 with $n_p = -0.43$ and $n_D = -0.18$. See caption to Fig. 9 for more details.

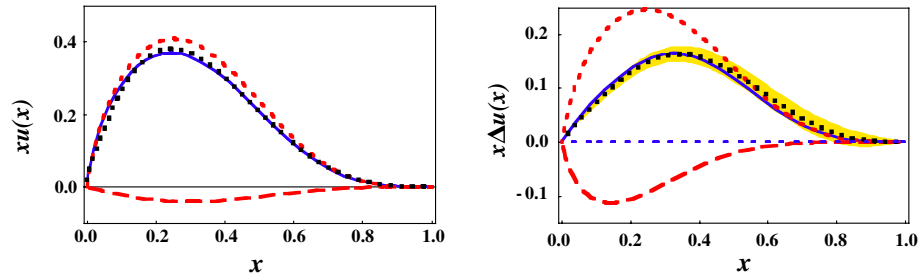


FIG. 11 (color online). Distributions for the u quark, as a function of x , for solution 2 with $n_p = 0.08$ and $n_D = 0.59$. In this case, the initial fit was satisfactory, as discussed in the text (case 2_0 is identical to 2_A).

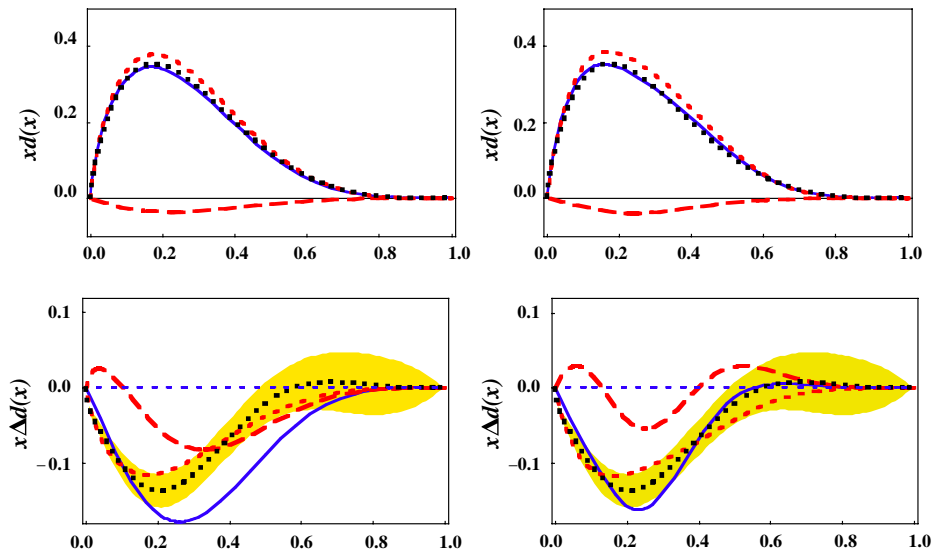


FIG. 12 (color online). Distributions for the d quark, as a function of x , for solution 1 with $n_p = 0.08$ and $n_D = -0.59$ (cases 2_0 and 2_A). See caption to Fig. 9 for more details.

TABLE VI. Parameters for the cases 1_A (denoted by u_1 and d_1) and 2_A (denoted by u_2 and d_2); those that were adjusted are in bold. The fits are shown in Figs. 9–12.

q	L	β_{Lq}	θ_{Lq}	n_{0Lq}	n_{1Lq}	C_q^L
u_1	0	0.7	0.45 π	0.45	3	2.525
	1	0.7	0.4π	0.45	3	1.473
	2	0.7	0.4π	0.45	3	1.473
d_1	0	1.8	$\frac{1}{4}\pi$	0.53	3.2	5.152
	1	1.8	-0.2π	0.53	3.2	5.396
	2	1.8	-0.36π	0.53	3.2	22.153
u_2	0	0.9	0.4π	0.51	3	2.197
	1	0.9	0.4π	0.51	3	2.197
	2	0.9	0.4π	0.51	3	2.197
d_2	0	0.5	0.45 π	0.41	3.2	1.082
	1	0.5	$\frac{1}{4}\pi$	0.41	3.2	0.234
	2	0.5	-0.27π	0.41	3.2	0.497

$$\begin{aligned}\tilde{F}_q &= \int_0^1 dx f_q^{\{0,1,2\}}(x) & H_q &= \int_0^1 dx h_q^{\{0,2\}}(x) \\ G_q &= \int_0^1 dx d_q(x) = \int_0^1 dx g_q^{\{1,2\}}(x).\end{aligned}\quad (4.24)$$

With these requirements, there are only two solutions to these equations, summarized in Table IV. The values of Γ_1^q and e_q^0 for these two solutions, with the parameters for all the P - and D -state components identical to the S state, as discussed above, are given in Table V, and the shapes of the quark distributions are shown in Figs. 9–12. Without further changes in the parameters of the individual components, these solutions do not describe the shape of f_q and g_1^q , but do give (within round-off errors) the correct moments Γ_1^q .

To complete the fits, we move to step 3, adjusting the parameters of the wave functions to give a good description of the shapes.

C. Step 3: Adjusting parameters to fit the shapes

As a last step, some of the parameters β_{Lq} , θ_{Lq} , and n_{0Lq} are adjusted to fit the shapes of f_q and g_1^q without destroying the moments Γ_1^q . The results are summarized in Table V and Figs. 9–12. In all panels of these figures, the dotted lines are the experimental fits of MRST02 or LSS10, and the shaded band is our estimate of the experimental errors in g_1^q obtained from the curves in Fig. 3 and Eq. (3.5). The solid lines show the full theoretical result. The panels showing $x f_q(x) \equiv x q(x)$ also show the individual contributions $x(n_S^2 f_q^S + n_P^2 f_q^P + n_D^2 f_q^D)$ (short-dashed line) and $-2n_S n_P x h_q^0$ (long-dashed line) which add up to the total result $x f_q$. In the panels showing $x g_1^q(x) \equiv x \Delta q(x)$, the individual results shown are those proportional to $x f_q$ (the first term on the right-hand side of Eq. (2.34)—short-dashed line) and those proportional to the remaining terms on the right-hand side of Eq. (2.34), all of which would vanish if $n_P = n_D = 0$ (long-dashed line). In the left panels of

Figs. 9, 10, and 12, the parameters of all of the component wave functions (S , P , and D) are given in Table I; in the right panels, the parameters are given in Table VI.

Note that the final fits and values of Γ_1^q all lie within about 1 standard deviation of the values obtained from the best LSS10 fit. The parameters space has not been systematically searched: in all cases, the values of β and n_0 are equal for each L and q , and, to the level of accuracy achieved here, it was not necessary to refit the distributions u_2 . The θ parameters give great flexibility to change the shape of the wave functions and have been used to significant effect, particularly for the d -quark D -state wave functions. Note that a change in θ by π will merely change the sign of the wave function, leaving its shape unchanged. This could be used to fix the d -quark values of n_P and n_D to positive numbers.

From our study so far, we can only conclude that the two solutions 1 and 2 do equally well in describing the structure functions f_q and g_1^q . Significant differences appear when the predictions for g_2 are examined.

V. PREDICTIONS FOR THE g_2 DISTRIBUTIONS

The data for the structure functions g_2 is incomplete and inaccurate but sufficient to allow us to draw some interesting conclusions.

The predictions for g_2^p and g_2^n which follow from the two solutions are shown in Fig. 13. The theoretical predictions are given in Eq. (2.30); note that g_2 are the only structure functions which depend explicitly on the interference terms h_q^{L+1} , introduced in Eqs. (2.28) and (4.13).

The data for $g_2(x)$ seem to favor solution 2. In both panels, the total prediction for solution 2 (solid lines) gives a very reasonable approximation of the data, even though the large error bars do not allow us to draw this conclusion too confidently. But it is clear that the total predictions for solution 1 (long-dashed lines) even fail to describe the data qualitatively, particularly for the proton. (However, it is interesting that both solutions describe the very accurate JLab neutron data equally well.) We conclude that solution 2, with its large D state, seems to be a more accurate model. Note that even though this model has a small P -state probability of only about 0.6%, the P state does not play a negligible role in the description of the data. For example, the left panel of Fig. 13 shows that the P -state contribution improves the fit to the data for $x g_2^p(x)$ substantially (compare the short-dashed line with the solid line).

Another interesting observation is that the theoretical formulae, Eq. (2.34), show no sign satisfying or even approximating the interesting Wandzura-Wilczek relation [32]

$$g_2(x) = -g_1(x) + \int_x^1 \frac{dx'}{x'} g_1(x'). \quad (5.1)$$

Numerical studies of the inequalities (for $n \geq 0$),

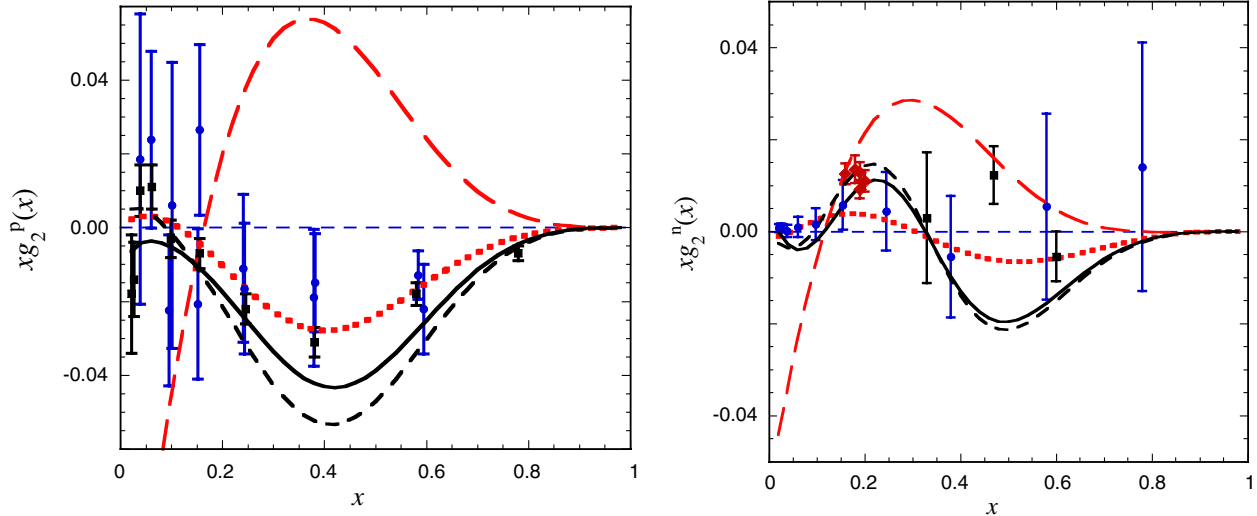


FIG. 13 (color online). Data for xg_2 compared to the predictions from Eq. (2.30) for the two solutions. In each panel, the total result is the long-dashed line (solution 1) or solid line (solution 2). The predictions for $n_p = 0$ are the dotted line (solution 1) and short-dashed line (solution 2). Left panel: xg_2^p , with data from SLAC-E143 (circles, Ref. [44]) and SLAC-E155 (squares, Ref. [50]). Right panel: xg_2^n , with data from SLAC-E155 (circles, Ref. [50]), JLab-HALLA (squares, Ref. [48]), and JLab-Kramer (diamonds, Ref. [49]).

$$\int_0^1 dx x^n \left[\frac{n}{n+1} g_1(x) + g_2(x) \right] \ll \int_0^1 dx x^n g_1(x), \quad (5.2)$$

which lead to the Wandzura-Wilczek relation, also show no sign of being satisfied by our model. Most striking, perhaps, is that the Burkhardt-Cottingham sum rule

$$\int_0^1 dx g_2(x) = 0 \quad (5.3)$$

is satisfied only if $n_D = n_P = 0$, but, because of the presence of the structure functions h_q^{L+1} singular as $x \rightarrow 0$, diverges otherwise. Perhaps sea quark contributions, neglected here, are essential for a full understanding of these relations. Some of these mysteries may be clarified by future study.

VI. SUMMARY AND CONCLUSIONS

This paper uses ideas from the covariant spectator theory to develop a covariant constituent quark model of the nucleon that explains the general size and shape of *all* of the DIS structure functions of both the proton and the neutron: $f(x)$ measured in unpolarized scattering and $g_1(x)$ and $g_2(x)$ measured in polarized scattering. We find that a good semiquantitative description is possible even though we treat the larger valence quark contributions only, ignoring the smaller sea quark contributions. The nucleon wave functions include S -, P -, and D -state contributions, with the sum of their probabilities normalized to unity and the strength of the P and D -state contributions proportional to the parameters n_P and n_D . These parameters, together with those defining the shape of the wave functions, are adjusted to fit the data for $f(x)$ and $g_1(x)$, and the models defined by these fits are then used to *predict* $g_2(x)$.

The major effort required to construct the angular momentum components of the wave functions is described in detail in the companion paper [27] and summarized in Sec. II B. In that work, we built the general covariant forms for the angular dependence of three-body states with total angular momentum $L = 1, 2$. Once the wave functions have been parameterized, the calculation of the DIS cross section is straightforward; the details of the evaluation of the traces and the extraction of the DIS limit are discussed in the appendices. The parameters of our wave functions for both solutions are given in Table VI, with the functional form of the S state described in Eq. (4.2) and the P and D states described in Eq. (4.10).

We find two solutions that fit the functions $f(x)$ and $g_1(x)$, but only one of these (solution 2) also gives a satisfactory description of $g_2(x)$. This solution has a large D -state probability of $(0.59)^2 \simeq 35\%$ and a small, but important, P -state probability of $(0.08)^2 \simeq 0.6\%$. The other solution (solution 1), unfavored by the existing data for $g_2(x)$, has a P -state probability of $(0.43)^2 \simeq 18\%$ and a D -state probability of $(0.18)^2 \simeq 3\%$, values more in line with previous expectations [4,33,34].

The observation that the solution with a large D state exists and fits all of the data is perhaps the most important conclusion of this paper. It opens the door to new possibilities and invites a more serious study of the possible dynamical origin of the D -state components of the nucleon wave function. Furthermore, the fit requires that the u - and d -quark D -state components have a different sign as well as a different shape.

The role that the data for g_2 play in this conclusion focuses once again on the importance of accurate measurements of this small quantity. If the data on g_2 were to become sufficiently robust to allow the separation

into u - and d -quark contributions, it could, from our point of view, be used to decisively fix the size of the P and D components of the wave function of the nucleon.

Of course, many issues remain. First, we emphasize that our conclusions are sensitive to *both* the proton *and* the neutron data, but the extraction of neutron data is not without errors and uncertainties. And the modern fits to both the unpolarized and the polarized data rely on QCD evolution equations to evolve the data to $Q^2 > 1 \text{ GeV}^2$ from a fitted phenomenological distribution defined at $Q_0^2 = 1 \text{ GeV}^2$. This suggests that $Q_0^2 = 1 \text{ GeV}^2$ is a good place to match a quark model calculation to QCD, as we have done. However, the details of our fits would change if we chose to fit the quark model to QCD at a different Q_0^2 . Some investigators chose to match the distributions at much smaller Q_0^2 , even as low as $Q_0^2 = 0.16 \text{ GeV}^2$ [35]. The best choice of Q_0^2 and even the validity of the procedure itself is, in our view, still an open question.

The orbital effects which we calculate refer to effective contributions which also include, inevitably, some contributions from glue. Thus, our results may not be inconsistent with recent lattice QCD calculations which suggest large contributions from the glue [36]. This cannot be discussed further until our model is used to compute the energy-momentum tensor and study the spin sum rule (1.2). This topic, alluded to very briefly in Sec. II G, requires future study.

We have not done a systematic fit to the data by minimizing χ^2 . If we did so, the fits would certainly improve, and we would be in a better position to assess the uniqueness of our final parameters. Until this is done, the parameters given in Table VI must be considered preliminary.

How realistic is such a large D -state probability? First, it must be emphasized that, because we did not fit all the wave function parameters including n_P and n_D in a single search, it is very possible that a good solution with a smaller D state exists (and we think this is quite likely). So, without a systematic χ^2 fit, we do not know precisely how large a D -state probability is required by the data. Here, we present evidence of a large D state. For comparison, note that the D -state probability in ^3H varies from about 7–9%, depending on the NN force model used (see Table V in Ref. [37], for example), and is at least 4 times smaller than our estimate. (The P -state probability in ^3H is also quite small, less than 0.16%; if this were also increased by the same factor of 4 as the D state, it would compare with our result for the nucleon.) In the three-nucleon bound state, the D state arises primarily from the large tensor force which is a feature of the one-pion exchange part of the NN potential. If the force between two quarks is described by a combination of one-gluon exchange and a confining interaction (and/or one-pion exchange, as some models suggest), and the confining interaction is a mixture of scalar and vector components, then a tensor force can arise from both the one-gluon

exchange and the vector part of the confining interaction [38]. It may be that this mechanism can produce a large D state, but Isgur, Karl, and Koniuk [39], using the harmonic oscillator model of Isgur and Karl [40], find a very much smaller value. On the other hand, our findings are in line with the results of Refs. [41,42] on the importance of higher orbital angular momentum components in the baryon spectrum, affecting the nucleon mass by about 100 MeV, and producing inversion of the relative positions of positive and negative parity nucleonic excitations (unfortunately, the breaking down of the contributions from each of the different partial waves included in those calculations was not reported). All that we can say here is that a large D state can explain the DIS observations. A dynamical calculation is needed to determine whether or not a large D state is possible.

If the correct explanation of the DIS data is closer to solution 1 with the expected P state and a much smaller D state, then the spin puzzle is easily explained by a nucleon wave function with modest angular momentum components. Otherwise, the spin puzzle leads directly to another puzzle: what are the dynamical origins of such a large D state, and what effect does this have on other nucleon observables?

ACKNOWLEDGMENTS

This work was partially supported by Jefferson Science Associates, LLC, under U.S. DOE Contract No. DE-AC05-06OR23177. G. R. and M. T. P. want to thank Vadim Guzey for helpful discussions. This work was also partially financed by the European Union (HadronPhysics2 project “Study of strongly interacting matter”) and by the Fundação para a Ciência e a Tecnologia, under Grant No. PTDC/FIS/113940/2009, “Hadron structure with relativistic models”. G. R. was supported by the Portuguese Fundação para a Ciência e Tecnologia (FCT) under Grant No. SFRH/BPD/26886/2006.

APPENDIX A: CALCULATIONS OF THE STRUCTURE FUNCTIONS

1. Simplifications

The full quark current is Eq. (2.4), but, because the subtraction term $\not{q}q_\mu/q^2$ can be reconstructed from the first term, it is sufficient to calculate the γ_μ contribution (referred to as the *unsubtracted* contribution) only. To prove this, note that the full current can be constructed from the operation \mathcal{C} , where

$$\mathcal{C}_{\mu\mu'}\gamma_{\mu'} \equiv \left[g_{\mu\mu'} - \frac{q_\mu q_{\mu'}}{q^2} \right] \gamma_{\mu'} = \gamma_\mu - \frac{\not{q}q_\mu}{q^2}. \quad (\text{A1})$$

Since this operation does not depend on the quark or diquark variables, it may be applied after the cross section has been calculated, allowing the construction of the full (conserved) current from the unsubtracted current γ_μ .

For example, if the cross section arising from the unsubtracted current is written in terms of a general operator \mathcal{O} ,

$$\langle \gamma_\mu \mathcal{O} \gamma_{\nu'} \rangle \rightarrow W_{\mu\nu}, \quad (\text{A2})$$

then the full result is obtained by applying the operation (A1) to both sides of Eq. (A2). On the left-hand side, we get

$$C_\mu^{\mu'} C_{\nu'}^{\nu'} \langle \gamma_{\mu'} \mathcal{O} \gamma_{\nu'} \rangle = \left\langle \left[\gamma_\mu - \frac{\not{q}_\mu}{q^2} \right] \mathcal{O} \left[\gamma_{\nu'} - \frac{\not{q}_{\nu'}}{q^2} \right] \right\rangle, \quad (\text{A3})$$

which is precisely the result for the full current (2.4). On the right-hand side, we get

$$C_\mu^{\mu'} C_{\nu'}^{\nu'} W_{\mu'\nu'} \rightarrow W_{\mu\nu} - \frac{q_\mu (q^{\mu'} W_{\mu'\nu'})}{q^2} - \frac{q_{\nu'} (q^{\nu'} W_{\mu'\nu'})}{q^2} + \frac{q_\mu q_{\nu'} (q^{\mu'} q^{\nu'} W_{\mu'\nu'})}{q^4}, \quad (\text{A4})$$

which is conserved. Furthermore, if any terms proportional to either q_μ or $q_{\nu'}$ arise from the unsubtracted calculation, they may be ignored because

$$C_\mu^{\mu'} q_{\mu'} = 0, \quad (\text{A5})$$

i.e. they vanish once the full result is constructed.

2. Contributions from squares of S , P , and D states

a. Isoscalar diquark contribution

The only contribution from the D waves to the isoscalar diquark term comes from the square of the $\psi^{D,0}$. Together with the S - and P -state terms, this gives

$$W_{\mu\nu}^{I=0} = \frac{(e_q^2)^0}{8M} \iint_{p',k} \{ n_S^2 \psi_S^2(P, k) I_{\nu\mu}^{SS} + n_P^2 \psi_P^2(P, k) I_{\nu\mu}^{PP} + n_D^2 \psi_D^2(P, k) I_{\nu\mu}^{DD} \}, \quad (\text{A6})$$

where $m_q + p' \simeq p'$, a factor of 1/2 from the wave functions has been moved to the factor multiplying the double integral, a factor of $|\tilde{k}^2| \rightarrow -\tilde{k}^2$ coming from the definition of $\Psi^{D,0}$ is included in I^{DD} , and the integral is

$$\iint_{p',k} \equiv \iint \frac{d^3 p' d^3 k}{(2\pi)^2 4e_q E_s} \delta^4(p' + k - P - q) = \int \frac{d^4 k}{(2\pi)^2} \delta_+(m_q^2 - p'^2) \delta_+(m_s^2 - k^2). \quad (\text{A7})$$

The S - and P -state traces are

$$I_{\nu\mu}^{SS} \equiv \text{tr}[\gamma_\nu \not{p}' \gamma_\mu \mathcal{P}_S] \quad I_{\nu\mu}^{PP} \equiv \text{tr}[\tilde{k} \gamma_\nu \not{p}' \gamma_\mu \tilde{k} \mathcal{P}_S], \quad (\text{A8})$$

where we use the shorthand notation

$$\mathcal{P}_S = (M + \not{p})(1 + \gamma^5 S). \quad (\text{A9})$$

The operator I^{DD} is obtained by summing over the polarization vectors ε and ζ using the identity (which holds for all polarization sums defined in the fixed-axis representation [24])

$$\Delta_{\alpha\beta} = \sum_\Lambda (\varepsilon_\Lambda)_\alpha (\varepsilon_\Lambda^*)_\beta = -\tilde{g}_{\alpha\beta}. \quad (\text{A10})$$

Then, using

$$\begin{aligned} \frac{3}{20} \sum_n G_{\alpha\beta'}(\tilde{k}, \zeta_n^*) G^\alpha{}_\beta(\tilde{k}, \zeta_n) &= -\frac{13}{60} \tilde{k}^2 \tilde{g}_{\beta'\beta} - \frac{7}{20} \tilde{k}_{\beta'} \tilde{k}_\beta \\ &= -\frac{1}{3} \tilde{k}^2 \tilde{g}_{\beta'\beta} - \frac{7}{20} D_{\beta'\beta}(P, k), \end{aligned} \quad (\text{A11})$$

we obtain (including the factor of $-\tilde{k}^2$ referred to above)

$$\begin{aligned} I_{\nu\mu}^{DD} &= \frac{9}{20} \tilde{k}^2 \sum_{\Lambda n} (\varepsilon_\Lambda)^{\alpha'} (\varepsilon_\Lambda^*)^\alpha G_{\alpha'\beta'}(\tilde{k}, \zeta_n^*) G_{\alpha\beta}(\tilde{k}, \zeta_n) \\ &\quad \times \frac{1}{3} \text{tr}[\tilde{\gamma}^{\beta'} \gamma^5 \gamma_\nu \not{p}' \gamma_\mu \gamma^5 \tilde{\gamma}^\beta \mathcal{P}_S] \\ &= -\tilde{k}^4 I_{\nu\mu}^g - \frac{7}{20} \tilde{k}^2 I_{\nu\mu}^D, \end{aligned} \quad (\text{A12})$$

where we introduce two new standard traces

$$\begin{aligned} I_{\nu\mu}^g &\equiv \frac{1}{3} \text{tr}[\tilde{\gamma}_\alpha \gamma_\nu \not{p}' \gamma_\mu \tilde{\gamma}^\alpha \mathcal{P}_S] \\ I_{\nu\mu}^D &\equiv D_{\alpha\alpha'} \text{tr}[\tilde{\gamma}^\alpha \gamma_\nu \not{p}' \gamma_\mu \tilde{\gamma}^{\alpha'} \mathcal{P}_S]. \end{aligned} \quad (\text{A13})$$

The trace $I_{\nu\mu}^D$ can be expressed in terms of the others. Using $\tilde{k}_\alpha \tilde{\gamma}^\alpha = \tilde{k}$,

$$I_{\nu\mu}^D = I_{\nu\mu}^{PP} - \tilde{k}^2 I_{\nu\mu}^g. \quad (\text{A14})$$

Only the terms $\mathcal{P}_S \rightarrow \not{p} + M\gamma^5 S$ contribute to all of these traces, and I^{PP} and I^g can be simplified by moving one of the \tilde{k} (or $\tilde{\gamma}^\alpha$) factors through the operator \mathcal{P}_S , giving

$$\begin{aligned} I_{\nu\mu}^{PP} &= -\tilde{k}^2 \text{tr}[\gamma_\nu \not{p}' \gamma_\mu \not{p}] + \tilde{k}^2 M \text{tr}[\gamma_\nu \not{p}' \gamma_\mu \gamma^5 S] \\ &\quad - 2M(S \cdot k) \text{tr}[\tilde{k} \gamma_\nu \not{p}' \gamma_\mu \gamma^5] \\ &= -\tilde{k}^2 I_{\nu\mu}^{SS} - 8M(S \cdot k) i \epsilon_{\mu\nu\alpha\beta} \tilde{k}^\alpha p'^\beta, \end{aligned} \quad (\text{A15})$$

$$\begin{aligned} I_{\nu\mu}^g &= -\text{tr}[\gamma_\nu \not{p}' \gamma_\mu \not{p}] + M \text{tr}[\gamma_\nu \not{p}' \gamma_\mu \gamma^5 S] \\ &\quad - \frac{2}{3} M \text{tr}[\gamma_\nu \not{p}' \gamma_\mu \gamma^5 S] \\ &= -\frac{1}{3} I_{\nu\mu}^{SS} - \frac{2}{3} I_{\mu\nu}^{SS}, \end{aligned} \quad (\text{A16})$$

where the reader should be careful to distinguish $I_{\nu\mu}^{SS}$ from $I_{\mu\nu}^{SS}$. Putting this all together gives

$$I_{\nu\mu}^{DD} = -\frac{7}{20} \tilde{k}^2 I_{\nu\mu}^{PP} + \frac{13}{60} \tilde{k}^4 [I_{\nu\mu}^{SS} + 2I_{\mu\nu}^{SS}]. \quad (\text{A17})$$

These considerations show that all of the traces depend on only two elementary traces, I^{SS} and I^{PP} , with

$$I_{\nu\mu}^{SS} = I(p', P) - 4M i \epsilon_{\mu\nu\alpha\beta} p'^\alpha S^\beta, \quad (\text{A18})$$

where

$$\begin{aligned} I(p', P) &= \text{tr}[\gamma_\nu \not{p}' \gamma_\mu \not{P}] \\ &= 4[p'_\mu P_\nu + P_\mu p'_\nu - g_{\mu\nu}(P \cdot p')]. \end{aligned} \quad (\text{A19})$$

Because $q \rightarrow \infty$, we may replace $p' \rightarrow q$ in the last terms of Eqs. (A18) and (A19), but not in the terms proportional to p'_μ or p'_ν because, through Eq. (A5), the q contributions to these terms will vanish. To reduce these, we use the identity

$$\frac{1}{2\pi} \int d\Omega_{k_1} p'_\mu = A_1 P_\mu + A_2 q_\mu \rightarrow A_1 P_\mu + q_\mu, \quad (\text{A20})$$

where the nonleading term, A_1 , given in Eq. (B5), is needed only when the leading q_μ contribution vanishes.

To evaluate the last term in Eq. (A15), first note that $p' = q + BP - \tilde{k}$ where $B = [1 - (k \cdot P)/M^2]$. Hence, the p' may be replaced by $q + BP$, and we may use identity (B6) to reduce it. In doing the reduction, note that

$$\begin{aligned} &-8M(S \cdot k) i \epsilon_{\mu\nu\alpha\beta} \tilde{k}^\alpha (q + BP)^\beta \\ &\rightarrow -8MC_1 i \epsilon_{\mu\nu\alpha\beta} S^\alpha (q + BP)^\beta \\ &\quad -8MC_2 (S \cdot q) i \epsilon_{\mu\nu\alpha\beta} \left(q - \frac{\nu}{M} P\right)^\alpha (q + BP)^\beta \\ &\rightarrow 8M^2 C_1 I_1 - 8M^3 \nu C_2 I_2. \end{aligned} \quad (\text{A21})$$

With these simplifications, the two standard traces become

$$\begin{aligned} I_{\nu\mu}^{SS} &= 4 \left[2M^2 A_1 \left(\frac{P_\mu P_\nu}{M^2} \right) - (P \cdot p') g_{\mu\nu} - M^2 I_1 \right] \\ I_{\nu\mu}^{PP} &= 4 \left[-2\tilde{k}^2 M^2 A_1 \left(\frac{P_\mu P_\nu}{M^2} \right) + \tilde{k}^2 (P \cdot p') g_{\mu\nu} \right. \\ &\quad \left. - M^2 (\tilde{k}^2 - 2C_1) I_1 - 2M^3 \nu C_2 I_2 \right]. \end{aligned} \quad (\text{A22})$$

Using the relations (valid in the DIS limit and derived in Appendix B)

$$\begin{aligned} \tilde{k}^2 &= -\mathbf{k}^2 \quad (P \cdot p') \rightarrow M\nu \quad A_1 \rightarrow x \\ C_1 &= -\frac{1}{2} k_1^2 = -\frac{1}{2} \mathbf{k}^2 (1 - z^2) \\ \tilde{k}^2 - 2C_1 &= -k_z^2 = -\frac{1}{3} \mathbf{k}^2 [1 + 2P_2(z)] \\ \nu^2 C_2 &= c_2 \rightarrow \mathbf{k}^2 \left(\frac{3}{2} z^2 - \frac{1}{2} \right) = \mathbf{k}^2 P_2(z), \end{aligned} \quad (\text{A23})$$

where $\tilde{k} = \{0, \mathbf{k}\}$ and $z = \cos\theta$, the three traces from Eq. (A6), reduce to

$$\begin{aligned} I_{\nu\mu}^{SS} &= 4M \left[2Mx \left(\frac{P_\mu P_\nu}{M^2} \right) - \nu g_{\mu\nu} - M I_1 \right] \\ I_{\nu\mu}^{PP} &= 4M \mathbf{k}^2 \left[2Mx \left(\frac{P_\mu P_\nu}{M^2} \right) - \nu g_{\mu\nu} \right. \\ &\quad \left. + \frac{1}{3} M I_1 + P_2(z) \left\{ \frac{2}{3} M I_1 - \frac{2M^2}{\nu} I_2 \right\} \right] \\ I_{\nu\mu}^{DD} &= 4M \mathbf{k}^4 \left[\left[2Mx \left(\frac{P_\mu P_\nu}{M^2} \right) - \nu g_{\mu\nu} + \frac{1}{3} M I_1 \right] \right. \\ &\quad \left. + \frac{7}{20} P_2(z) \left[\frac{2}{3} M I_1 - \frac{2M^2}{\nu} I_2 \right] \right]. \end{aligned} \quad (\text{A24})$$

These traces are all of the general form

$$I_{\nu\mu}^{LL} = 8M^2 \left[-z_1 g_{\mu\nu} + z_2 \frac{P_\mu P_\nu}{M^2} - z_3 I_1 + z_4 I_2 \right]. \quad (\text{A25})$$

Including the factor of $1/(2\pi)$ from Eq. (2.1), the invariants then have the general form (with $I = 0$ or 1)

$$Z_i^I = (e_q^2)^I \frac{M}{2\pi} \iint_{p'k} z_i n_L^2 \psi_L^2(P, k), \quad (\text{A26})$$

where $Z_i = \{W_1, W_2, \tilde{G}_1, G_2\}$ (with $i = \{1, 4\}$), and z_i is the coefficient from Eq. (A25).

Combining all of these results gives

$$\begin{aligned} 2Mx W_1^{I=0} &= \nu W_2^{I=0} = (e_q^2)^0 \frac{2M\nu x}{4\pi} \iint_{p'k} [n_S^2 \psi_S^2 + n_P^2 \mathbf{k}^2 \psi_P^2 + n_D^2 \mathbf{k}^4 \psi_D^2] \\ \tilde{G}_1^{I=0} &= (e_q^2)^0 \frac{M}{4\pi} \iint_{p'k} \left[n_S^2 \psi_S^2 - \frac{1}{3} n_P^2 \mathbf{k}^2 \psi_P^2 - \frac{1}{3} n_D^2 \mathbf{k}^4 \psi_D^2 - P_2(z) \left(\frac{2}{3} n_P^2 \mathbf{k}^2 \psi_P^2 + \frac{7}{30} n_D^2 \mathbf{k}^4 \psi_D^2 \right) \right] \\ \frac{\nu}{M} G_2^{I=0} &= -(e_q^2)^0 \frac{M}{2\pi} \iint_{p'k} P_2(z) \left[n_P^2 \mathbf{k}^2 \psi_P^2 + \frac{7}{20} n_D^2 \mathbf{k}^4 \psi_D^2 \right], \end{aligned} \quad (\text{A27})$$

where $\psi_L = \psi_L(P, k)$, and

$$\tilde{G}_1 \equiv G_1 + \frac{\nu}{M} G_2. \quad (\text{A28})$$

Hence, the isospin-0 structure function G_1 becomes

$$G_1^{I=0} = (e_q^2)^0 \frac{M}{4\pi} \iint_{p'k} \left[n_S^2 \psi_S^2 - \frac{1}{3} n_P^2 \mathbf{k}^2 \psi_P^2 - \frac{1}{3} n_D^2 \mathbf{k}^4 \psi_D^2 + P_2(z) \left(\frac{4}{3} n_P^2 \mathbf{k}^2 \psi_P^2 + \frac{7}{15} n_D^2 \mathbf{k}^4 \psi_D^2 \right) \right]. \quad (\text{A29})$$

Note that the W_1 and W_2 structure functions satisfy the Callen-Gross relation, which will hold for all contributions calculated below.

b. Isovector diquark contribution

Next, look at the contributions from the $I = 1$ diquark. Here, there are four contributions from the squares of $\Psi^{S,1}$, $\psi^{P,1}$, $\Psi^{D,1}$, and $\Psi^{D,2}$. All of these involve sums over the diquark polarization Λ evaluated using Eq. (A10). Carrying out the spin sum and removing the γ^5 's (which introduces another minus sign) gives four traces,

$$W_{\mu\nu}^{I=1} = \frac{(e_q^2)^1}{8M} \iint_{p'k} \{n_S^2 \psi_S^2(P, k) J_{\nu\mu}^{SS} + n_P^2 \psi_P^2 J_{\nu\mu}^{PP} + n_D^2 \psi_D^2(P, k) (J_{\nu\mu}^{1,1} + J_{\nu\mu}^{2,2})\}, \quad (\text{A30})$$

where, using $\tilde{\gamma}^\alpha \not{p} + \not{p} \tilde{\gamma}^\alpha = 0$ and

$$D^{\beta\alpha} D_\beta^{\alpha'} = \tilde{k}^2 [\frac{1}{9} \tilde{k}^2 \tilde{g}^{\alpha\alpha'} + \frac{1}{3} \tilde{k}^\alpha \tilde{k}^{\alpha'}], \quad (\text{A31})$$

these traces are

$$\begin{aligned} J_{\nu\mu}^{SS} &= -\frac{1}{3} \text{tr}[\tilde{\gamma}_\alpha \gamma_\nu \not{p}' \gamma_\mu \tilde{\gamma}^\alpha \mathcal{P}_S] = -I_{\nu\mu}^g \\ &= \frac{1}{3} I_{\nu\mu}^{SS} + \frac{2}{3} I_{\nu\mu}^{SS} \\ J_{\nu\mu}^{PP} &= -\frac{1}{3} \text{tr}[\tilde{\gamma}_\alpha \tilde{k} \gamma_\nu \not{p}' \gamma_\mu \tilde{k} \tilde{\gamma}^\alpha \mathcal{P}_S] \\ &= \frac{1}{3} I_{\nu\mu}^{PP} + \frac{2}{3} I_{\nu\mu}^{PP} \\ J_{\nu\mu}^{1,1} &= -\frac{1}{3} \tilde{k}^4 I_{\nu\mu}^g \\ J_{\nu\mu}^{2,2} &= -\frac{6}{5} D^{\beta\alpha} D_\beta^{\alpha'} \text{tr}[\tilde{\gamma}_\alpha \gamma_\nu \not{p}' \gamma_\mu \tilde{\gamma}^{\alpha'} \mathcal{P}_S] \\ &= -\frac{2}{5} \tilde{k}^2 I_{\nu\mu}^{PP} - \frac{2}{5} \tilde{k}^4 I_{\nu\mu}^g. \end{aligned} \quad (\text{A32})$$

In the previous section, all of these traces were expressed in terms of the two standard traces (A22).

Adding the two D -state contributions together, and simplifying, gives

$$\begin{aligned} J_{\nu\mu}^{DD} &= -\frac{2}{5} \tilde{k}^2 I_{\nu\mu}^{PP} - \frac{3}{5} \tilde{k}^4 I_{\nu\mu}^g \\ &= -\frac{2}{5} \tilde{k}^2 I_{\nu\mu}^{PP} + \frac{1}{5} \tilde{k}^4 [I_{\nu\mu}^{SS} + 2I_{\nu\mu}^{SS}] \\ &= 4M\mathbf{k}^4 \left[2Mx \left(\frac{P_\mu P_\nu}{M^2} \right) - \nu g_{\mu\nu} + \frac{1}{3} M I_1 \right. \\ &\quad \left. + \frac{2}{5} P_2(z) \left[\frac{2}{3} M I_1 - \frac{2M^2}{\nu} I_2 \right] \right]. \end{aligned} \quad (\text{A33})$$

Inspection of the results for J^{SS} and J^{PP} shows that contributions to the *unpolarized* structure functions coming from isovector diquarks are equal to the isoscalar ones, while for the *polarized* structure functions, $J_{\nu\mu}^{SS} \rightarrow -\frac{1}{3} I_{\nu\mu}^{SS}$ and $J_{\nu\mu}^{PP} \rightarrow -\frac{1}{3} I_{\nu\mu}^{PP}$. Using these arguments, we obtain the following results:

$$\begin{aligned} 2MxW_1^{I=1} &= \nu W_2^{I=1} = (e_q^2)^1 \frac{M\nu x}{2\pi} \iint_{p'k} [n_S^2 \psi_S^2 + n_P^2 \mathbf{k}^2 \psi_P^2 + n_D^2 \mathbf{k}^4 \psi_D^2] \\ \tilde{G}_1^{I=1} &= -(e_q^2)^1 \frac{M}{12\pi} \iint_{p'k} \left[n_S^2 \psi_S^2 - \frac{1}{3} n_P^2 \mathbf{k}^2 \psi_P^2 + n_D^2 \mathbf{k}^4 \psi_D^2 - P_2(z) \left(\frac{2}{3} n_P^2 \mathbf{k}^2 \psi_P^2 - \frac{4}{5} n_D^2 \mathbf{k}^4 \psi_D^2 \right) \right] \\ \frac{\nu}{M} G_2^{I=1} &= (e_q^2)^1 \frac{2M}{4\pi} \iint_{p'k} P_2(z) \left[\frac{1}{3} n_P^2 \mathbf{k}^2 \psi_P^2 - \frac{2}{5} n_D^2 \mathbf{k}^4 \psi_D^2 \right]. \end{aligned} \quad (\text{A34})$$

Extracting G_1 gives

$$G_1^{I=1} = -(e_q^2)^1 \frac{M}{12\pi} \iint_{p'k} \left[n_S^2 \psi_S^2 - \frac{1}{3} n_P^2 \mathbf{k}^2 \psi_P^2 + n_D^2 \mathbf{k}^4 \psi_D^2 + 8P_2(z) \left[\frac{1}{6} n_P^2 \mathbf{k}^2 \psi_P^2 - \frac{1}{5} n_D^2 \mathbf{k}^4 \psi_D^2 \right] \right]. \quad (\text{A35})$$

Now, add the isospin-0 and isospin-1 parts, separating them into the u - and d -quark contributions (for the proton) following the discussion which lead to Eq. (2.26). Collecting terms gives

$$\begin{aligned} 2MxW_1^p &= \nu W_2^p = x \frac{M\nu}{\pi} \iint_{p'k} [2e_u^2 \mathcal{N}_u + e_d^2 \mathcal{N}_d] \\ G_1^p &= \frac{M}{6\pi} \iint_{p'k} \left\{ n_S^2 [4e_u^2 (\psi_u^S)^2 - e_d^2 (\psi_d^S)^2] - n_P^2 \left[\frac{4}{3} e_u^2 \mathbf{k}^2 (\psi_u^P)^2 - \frac{1}{3} e_d^2 \mathbf{k}^2 (\psi_d^P)^2 \right] - n_D^2 [2e_u^2 \mathbf{k}^4 (\psi_u^D)^2 + e_d^2 \mathbf{k}^4 (\psi_d^D)^2] \right. \\ &\quad \left. + n_P^2 P_2(z) \left[\frac{16}{3} e_u^2 \mathbf{k}^2 (\psi_u^P)^2 - \frac{4}{3} e_d^2 \mathbf{k}^2 (\psi_d^P)^2 \right] + n_D^2 P_2(z) \left[\frac{29}{10} e_u^2 \mathbf{k}^4 (\psi_u^D)^2 + \frac{8}{5} e_d^2 \mathbf{k}^4 (\psi_d^D)^2 \right] \right\} \\ \frac{\nu}{M} G_2^p &= -\frac{M}{\pi} \iint_{p'k} P_2(z) \left\{ n_P^2 \left[\frac{4}{3} e_u^2 \mathbf{k}^2 (\psi_u^P)^2 - \frac{1}{3} e_d^2 \mathbf{k}^2 (\psi_d^P)^2 \right] + n_D^2 \left[\frac{29}{40} e_u^2 \mathbf{k}^4 (\psi_u^D)^2 + \frac{2}{5} e_d^2 \mathbf{k}^4 (\psi_d^D)^2 \right] \right\}, \end{aligned} \quad (\text{A36})$$

where

$$\mathcal{N}_q \equiv n_s^2(\psi_q^S)^2 + n_p^2\mathbf{k}^2(\psi_q^P)^2 + n_D^2\mathbf{k}^4(\psi_q^D)^2 \quad (\text{A37})$$

is the density factor that appears in the unpolarized structure functions.

3. Extraction of the DIS limit

Before calculating the interference terms, we extract the DIS limit of the above results. The expressions for all of the structure functions are covariant, but it is convenient to evaluate them in the laboratory system, where the two external four-vectors are

$$P = \{M, 0, 0, 0\} \quad q = \left\{ \frac{Q^2}{2Mx}, 0, 0, \sqrt{Q^2 + \frac{Q^4}{4M^2x^2}} \right\}, \quad (\text{A38})$$

where x is the usual Bjorken scaling variable. For the integration of functions of $|\mathbf{k}|$ and $k_z = |\mathbf{k}|z$, we can write in the DIS limit

$$\begin{aligned} \iint_{p'k} &= \int \frac{d^4k}{(2\pi)^2} \delta_+(m_q^2 - p'^2) \delta_+(m_s^2 - k^2) \\ &= \int \frac{d^3k}{(2\pi)^2 2E_s} \delta\left(\frac{Q^2}{Mx} [(1-x) - E_s + |\mathbf{k}|z]\right) \\ &= \frac{Mx}{Q^2} \int_0^\infty \frac{\mathbf{k}^2 d|\mathbf{k}|}{4\pi E_s} \int_{-1}^1 dz \delta([M(1-x) - E_s + |\mathbf{k}|z]). \end{aligned}$$

Scaling all momenta by the nucleon mass (so that $|\mathbf{k}| = M\kappa$), the double integral becomes

$$\begin{aligned} \iint_{p'k} &= \frac{M^2x}{Q^2} \int_0^\infty \frac{\kappa d\kappa}{4\pi E_\kappa} \int_{-1}^1 \kappa dz \delta((1-x) - E_\kappa + \kappa z) \\ &= \frac{M^2x}{Q^2} \int \frac{\kappa d\kappa}{4\pi E_\kappa} \int_{-1}^1 dz \delta(z_0 - z) = \frac{m_s}{\nu} \int_\zeta^\infty \frac{d\chi}{16\pi}, \end{aligned} \quad (\text{A39})$$

$$\nu G_1^P = g_1^P(x)$$

$$\begin{aligned} &= n_{S6}^2 [4e_u^2 f_u^S(x) - e_d^2 f_d^S(x)] - n_{P18}^2 [4e_u^2 f_u^P(x) - e_d^2 f_d^P(x)] - n_{D6}^2 [2e_u^2 f_u^D(x) + e_d^2 f_d^D(x)] + n_{P9}^2 [4e_u^2 g_u^P(x) - e_d^2 g_d^P(x)] \\ &\quad + n_{D60}^2 [29e_u^2 g_u^D(x) + 16e_d^2 g_d^D(x)] \end{aligned}$$

$$\frac{\nu^2}{M} G_2^P = g_2^P(x) = -n_{P3}^2 [4e_u^2 g_u^P(x) - e_d^2 g_d^P(x)] - n_{D40}^2 [29e_u^2 g_u^D(x) + 16e_d^2 g_d^D(x)], \quad (\text{A45})$$

where the new structure functions, both of which depend on $P_2(z_0)$, are

$$\begin{aligned} g_q^P(x) &= \frac{Mm_s}{(4\pi)^2} \int_\zeta^\infty d\chi P_2(z_0) k^2 [\psi_q^P(\chi)]^2 \\ g_q^D(x) &= \frac{Mm_s}{(4\pi)^2} \int_\zeta^\infty d\chi P_2(z_0) k^4 [\psi_q^D(\chi)]^2, \end{aligned} \quad (\text{A46})$$

where z_0 was defined in Eq. (2.39).

where χ was defined in Eq. (2.35), $E_\kappa = \sqrt{r^2 + \kappa^2}$, $z = z_0$ with z_0 were defined in Eq. (2.39), and the lower limit of the χ integral (which occurs at $|z_0| = 1$) was given in Eq. (2.41). To obtain the final expression, we use

$$\int_\chi = \frac{Mm_s}{16\pi^2} \int_\zeta^\infty d\chi = \frac{M\nu}{\pi} \iint_{p'k}. \quad (\text{A40})$$

When inserted into Eq. (A26), the structure functions have the form

$$Z_i^I = (e_q^2)^I \frac{Mm_s}{2\nu(4\pi)^2} \int_\zeta^\infty d\chi z_i n_L^2 \psi_L^2(P, k), \quad (\text{A41})$$

where the z_i are the factors which appear in Eq. (A25).

For the proton, this is

$$\nu W_2^P = 2MxW_1^P = x[2e_u^2 f_u'(x) + e_d^2 f_d'(x)], \quad (\text{A42})$$

where [after the SP interference terms have been calculated, this f'_q is replaced by the f_q given in Eq. (2.31)]

$$f'_q = n_s^2 f_q^S + n_p^2 f_q^P + n_D^2 f_q^D, \quad (\text{A43})$$

with the individual quark distribution functions $f_q^L(x)$ given by

$$f_q^L(x) = \frac{Mm_s}{(4\pi)^2} \int_\zeta^\infty d\chi k^{2\ell} [\psi_q^L(\chi)]^2, \quad (\text{A44})$$

where now $k = |\mathbf{k}|$, and $L = \{S, P, D\}$ with $k^{2\ell} = 1, k^2$, or k^4 for S -, P -, or D -states, respectively. Up to the normalization factor, treated differently in this paper, the structure functions $f_q^S(x)$ were already obtained in Ref. [15]. The interpretation of Eq. (A44) was discussed in Sec. II E above.

The other proton structure functions become

4. DIS limit in light-cone variables

The DIS limit can also be evaluated in light-cone coordinates. In our notation, an arbitrary four-vector v is written

$$v = \{v_+, v_-, \mathbf{v}_\perp\} \quad v_\pm = v_0 \pm v_3, \quad (\text{A47})$$

so that the scalar product is

$$v \cdot u = v_\mu u^\mu = \frac{1}{2}(v_+ u_- + v_- u_+) - \mathbf{v}_\perp \cdot \mathbf{u}_\perp. \quad (\text{A48})$$

In the DIS limit, the four-vectors P and q , in light-cone notation in the laboratory frame, are

$$P = \{M, M, \mathbf{0}\} \quad q = \left\{ \frac{Q^2}{Mx}, -Mx, \mathbf{0} \right\}. \quad (\text{A49})$$

Using this notation, the double integral can be reduced to an integral over k_{\perp}^2 . Defining $k_{-} = M(1 - y)$, the integral becomes

$$\begin{aligned} \iint_{p'/k} &= \int \frac{d^4k}{(2\pi)^2} \delta_{+}(m_q^2 - p'^2) \delta_{+}(m_s^2 - k^2) \\ &\rightarrow \int \frac{dk_{\perp}^2}{4\pi} \frac{1}{2} \int dk_{-} \int dk_{+} \delta(m_s^2 + k_{\perp}^2 - k_{+}k_{-}) \\ &\quad \times \delta\left(\frac{Q^2}{Mx}[M + q_{-} - k_{-}]\right) \\ &= \int \frac{dk_{\perp}^2}{8\pi} \int \frac{dy}{(1-y)} \frac{x}{Q^2} \delta(y-x) \\ &= \frac{1}{M\nu} \int \frac{dk_{\perp}^2}{16\pi(1-x)}, \end{aligned} \quad (\text{A50})$$

where the $\delta(y-x)$ fixes $k_{-} = M(1-x)$.

In light-cone variables, the rotational symmetry is broken so the variable χ , which previously depended only on κ , now depends on both x and $k_{\perp}^2 \equiv Mm_s\eta$,

$$\begin{aligned} \chi \rightarrow \chi_{\text{LC}} &= \chi(\eta, x) = \frac{k_{+} + k_{-}}{m_s} - 2 \\ &= \frac{r + \eta}{1-x} + \frac{1-x}{r} - 2 = \zeta + \frac{\eta}{1-x}. \end{aligned} \quad (\text{A51})$$

However, the integral (A50) can be immediately transformed into Eq. (A39), showing that the representations are equivalent. We used the light-cone form, Eq. (A50) in Ref. [15], but prefer Eq. (A39) for this paper because of the interpretation of its meaning, as discussed in Sec. II E above.

In order to finish the comparison, note that, in light-cone variables, the weight functions which appear in Eq. (2.28) are

$$\begin{aligned} kz_0 &= k_z = \frac{1}{2}(k_{+} - k_{-}) = \frac{1}{2}m_s \left[\chi_{\text{LC}} + 2\left(1 - \frac{y}{r}\right) \right] \\ k^2(1 - z_0^2) &= k_{\perp}^2 = Mm_s y(\chi - \zeta) \\ k^2 P_2(z_0) &= k_z^2 - \frac{1}{2}k_{\perp}^2, \end{aligned} \quad (\text{A52})$$

where, as elsewhere, $y = 1 - x$.

5. Interference Terms

a. SP interference

The contribution to the SP interference term from isoscalar diquarks is

$$W_{\nu\mu}^{I=0} = \frac{(e_q^2)^0}{8M} \iint_{p'/k} n_p n_S \psi_S(P, k) \psi_P(P, k) I_{\nu\mu}^{SP}, \quad (\text{A53})$$

where the new trace is

$$I_{\nu\mu}^{SP} = \text{tr}[\tilde{k}\gamma_{\nu}\not{p}'\gamma_{\mu}\mathcal{P}_S + \gamma_{\nu}\not{p}'\gamma_{\mu}\tilde{k}\mathcal{P}_S], \quad (\text{A54})$$

and we have been careful to separately write the two contributions from the overlap of the final P state (the first term) and the initial P state (the second term). As it turns out, these terms are not identical. To reduce the calculation, note that the trace now picks up the terms with an even number of γ matrices in \mathcal{P}_S :

$$\mathcal{P}_S \rightarrow M + \not{P}\gamma^5 S. \quad (\text{A55})$$

Moving the \tilde{k} through \mathcal{P}_S reduces the trace to

$$\begin{aligned} I_{\nu\mu}^{SP} &= 2M \text{tr}[\tilde{k}\gamma_{\nu}\not{p}'\gamma_{\mu}] + 2(\tilde{k} \cdot S) \text{tr}[\gamma_{\nu}\not{p}'\gamma_{\mu}\not{P}\gamma^5] \\ &= 8M[\tilde{k}_{\nu}p'_{\mu} + p'_{\nu}\tilde{k}_{\mu} - (\tilde{k} \cdot p')g_{\mu\nu}] \\ &\quad + 8i(\tilde{k} \cdot S)\epsilon_{\mu\nu\alpha\beta}P^{\alpha}S^{\beta}. \end{aligned} \quad (\text{A56})$$

In order to expand this into the four independent DIS structure functions, we recall that $p' = q + BP - \tilde{k}$ (with $MB = M - E_s$) and average over the directions of \mathbf{k}_{\perp} using the identities (B2) and (B6). We get

$$\begin{aligned} I_{\nu\mu}^{SP} &= 8M[B_1(\tilde{q}_{\nu}(q + BP)_{\mu} + (q + BP)_{\nu}\tilde{q}_{\mu}) - 2C_1\tilde{g}_{\mu\nu} \\ &\quad - 2C_2\tilde{q}_{\mu}\tilde{q}_{\nu} - (\tilde{k} \cdot p')g_{\mu\nu}] + 8M^3(B_1 - C_2)I_2 \\ &\quad + 8iC_1\epsilon_{\mu\nu\alpha\beta}P^{\alpha}S^{\beta}. \end{aligned} \quad (\text{A57})$$

Dropping all terms proportional to q_{μ} and q_{ν} , the unpolarized terms reduce to

$$\begin{aligned} I_{\nu\mu}^{SP}|_u &= -8Mg_{\mu\nu}[2C_1 + (\tilde{k} \cdot p')] \\ &\quad - 8M\frac{P_{\mu}P_{\nu}}{M^2}[2M\nu B_1 B - 2(C_1 - \nu^2 C_2)], \end{aligned} \quad (\text{A58})$$

and in the DIS limit, the coefficients can be simplified:

$$\begin{aligned} 2C_1 + (\tilde{k} \cdot p') &\rightarrow -k_{\perp}^2 - k_z q_z + k^2 \\ &\rightarrow -k_z \nu 2M\nu BB_1 - 2(C_1 - C_2 \nu^2) \\ &\rightarrow 2(M - E_s)k_z + 2k_z^2 \\ &\rightarrow 2k_z(k_z + M - E_s) = 2k_z Mx, \end{aligned} \quad (\text{A59})$$

where the light-cone relation $k_{-} = E_s - k_z = M(1 - x)$ has been used. Substituting gives

$$I_{\nu\mu}^{SP}|_u = 8M \left[k_z \nu g_{\mu\nu} - 2k_z Mx \left(\frac{P_{\mu}P_{\nu}}{M^2} \right) \right]. \quad (\text{A60})$$

The polarized terms contain an invariant not in the canonical form. It can be reexpressed using the identity (C3), giving

$$I_{\nu\mu}^{SP}|_p = I_1(8C_1 E_1) + I_2[8M^3(B_1 - C_2) + 8C_1 E_2]. \quad (\text{A61})$$

In the DIS limit, these coefficients become

$$\begin{aligned} 8C_1 E_1 &\rightarrow 8M \frac{k_\perp^2}{4x} \\ 8M^3(B_1 - C_2) + 8C_1 E_2 &\rightarrow 8M^3 \left(\frac{k_z}{\nu} - \frac{1}{\nu^2} \left[k_z^2 - \frac{1}{2} k_\perp^2 \right] \right) \\ &\quad - 4M^3 \frac{k_\perp^2}{Q^2} \\ &\rightarrow \frac{8M^2}{\nu} \left[M k_z - \frac{k_\perp^2}{4x} \right], \end{aligned} \quad (\text{A62})$$

giving

$$I_{\nu\mu}^{SP} |p\rangle = 8M^2 \left[\frac{k_\perp^2}{4Mx} I_1 + \frac{M}{\nu} \left(k_z - \frac{k_\perp^2}{4Mx} \right) I_2 \right]. \quad (\text{A63})$$

Using Eqs. (A25) and (A41), the isospin-0 contribution to the SP interference term is then

$$\begin{aligned} \nu W_2^{I=0} &= 2Mx W_1^{I=0} = -n_P n_S (e_q^2)^0 x h_q^0(x) \\ \nu \tilde{G}_1^{I=0} &= -n_P n_S \frac{1}{2} (e_q^2)^0 h_q^0(x) \\ \frac{\nu^2}{M} G_2^{I=0} &= -n_P n_S \frac{1}{2} (e_q^2)^0 [h_q^1(x) - h_q^0(x)], \end{aligned} \quad (\text{A64})$$

where we introduce two new structure functions involving the overlap of the S and P states:

$$\begin{aligned} h_q^0(x) &= \frac{Mm_s}{(4\pi)^2} \int_\zeta^\infty d\chi k z_0 \psi_q^S(\chi) \psi_q^P(\chi) \\ h_q^1(x) &= \frac{Mm_s}{(4\pi)^2} \int_\zeta^\infty d\chi \frac{k^2(1-z_0^2)}{4Mx} \psi_q^S(\chi) \psi_q^P(\chi). \end{aligned} \quad (\text{A65})$$

It is now an easy matter to compute the isovector contribution to the SP interference term,

$$W_{\nu\mu}^{I=1} = \frac{(e_q^2)^1}{8M} \iint_{p'k} n_S n_P \psi_S(P, k) \psi_P(P, k) J_{\nu\mu}^{SP}, \quad (\text{A66})$$

where removing the γ^5 's and summing over the diquark polarization gives

$$J_{\nu\mu}^{SP} = \frac{1}{3} \text{tr}[(\tilde{\gamma}_\alpha \tilde{k} \gamma_\nu \not{p}' \gamma_\mu \tilde{\gamma}^\alpha + \tilde{\gamma}_\alpha \gamma_\nu \not{p}' \gamma_\mu \tilde{k} \tilde{\gamma}^\alpha) \mathcal{P}_S]. \quad (\text{A67})$$

Using the identity

$$\tilde{\gamma}_\alpha (M + \not{P} \gamma^5 S) \tilde{\gamma}^\alpha = 3M - \not{P} \gamma^5 S, \quad (\text{A68})$$

we see immediately that the unpolarized part of J^{SP} equals the unpolarized part of I^{SP} , while the polarized part of J^{SP} is $-\frac{1}{3}$ of the polarized part of I^{SP} . This can be summarized by the relation

$$J_{\nu\mu}^{SP} = \frac{1}{3} I_{\nu\mu}^{SP} + \frac{2}{3} I_{\mu\nu}^{SP} \quad (\text{A69})$$

previously encountered for J^{SS} and J^{PP} in Eq. (A32).

Adding the two isospin contributions, and separating the u and d quarks, gives the following result for the proton structure functions:

$$\begin{aligned} \nu W_2^p(x) &= 2Mx W_1^p = -2n_P n_S x [2e_u^2 h_u^0(x) + e_d^2 h_d^0(x)] \\ g_1^p(x) &= -n_P n_S \left[\frac{4}{3} e_u^2 h_u^0(x) - \frac{1}{3} e_d^2 h_d^0(x) \right] \\ g_2^p(x) &= -n_P n_S \left(\frac{4}{3} e_u^2 [h_u^1(x) - h_u^0(x)] - \frac{1}{3} e_d^2 [h_d^1(x) - h_d^0(x)] \right). \end{aligned} \quad (\text{A70})$$

These are combined with the S - and D -state contributions as reported in Sec. IID.

b. SD interference

Only the $\Psi^{D,2}$ D -state component can interfere with the S -state components, and this involves an isovector diquark, giving

$$W_{\nu\mu}^{I=1} = \frac{(e_q^2)^1}{8M} \iint_{p'k} a_{SD} \psi_S(P, k) \psi_D(P, k) J_{\nu\mu}^{SD}, \quad (\text{A71})$$

where a_{SD} , defined in Eq. (2.32), includes some factors from the D -state wave function. Summing over the polarizations of the diquark and removing the γ^5 's gives the new trace

$$J_{\nu\mu}^{SD} = -\frac{2}{3} D^{\alpha\alpha'} \text{tr}[\tilde{\gamma}_\alpha \gamma_\nu \not{p}' \gamma_\mu \tilde{\gamma}_{\alpha'} \mathcal{P}_S] = -\frac{2}{3} I_{\nu\mu}^D, \quad (\text{A72})$$

where the two identical terms (with the D state in either the initial or final state) have been combined, and the trace I^D was encountered before, Eq. (A13). Using Eqs. (A14)–(A16),

$$\begin{aligned} I_{\nu\mu}^D &= \frac{1}{3} \tilde{k}^2 [I_{\nu\mu}^{SS} - I_{\mu\nu}^{SS}] - 8M(S \cdot k) i \epsilon_{\mu\nu\alpha\beta} \tilde{k}^\alpha p'^\beta \\ &= 8M^2 \left[\left(C_1 - \frac{1}{3} \tilde{k}^2 \right) I_1 - M\nu C_2 I_2 \right] \\ &\rightarrow 8M^2 \mathbf{k}^2 P_2(z) \left[\frac{1}{3} I_1 - \frac{M}{\nu} I_2 \right]. \end{aligned} \quad (\text{A73})$$

This contributes

$$\begin{aligned} \nu \tilde{G}_1^{I=0} &= \frac{1}{9} a_{SD} (e_q^2)^1 d_q(x) \\ \frac{\nu^2}{M} G_2^{I=1} &= \frac{1}{3} a_{SD} (e_q^2)^1 d_q(x), \end{aligned} \quad (\text{A74})$$

where the new structure function is

$$d_q(x) \equiv \frac{Mm_s}{(4\pi)^2} \int_\zeta^\infty d\chi P_2(z_0) k^2 \psi_q^S(\chi) \psi_q^D(\chi). \quad (\text{A75})$$

The proton structure functions are

$$\begin{aligned} g_1^p(x) &= -\frac{2}{3} a_{SD} [e_u^2 d_u(x) + 2d_d(x)] \\ g_2^p(x) &= \frac{1}{3} a_{SD} [e_u^2 d_u(x) + 2d_d(x)]. \end{aligned} \quad (\text{A76})$$

c. PD interference

As for the SD interference, only the $\Psi^{D,2}$ term will interfere with the P state, and the trace is

$$W_{\mu\nu}^{I=1} = \frac{(e_q^2)^1}{8M} \iint_{p',k} a_{PD} \psi_D(p, k) \psi_P(P, k) J_{\mu\nu}^{PD}, \quad (\text{A77})$$

where a_{PD} , defined in Eq. (2.32), includes some factors from the D -state wave function. Summing over the spin of the diquark and removing the γ^5 's gives

$$\begin{aligned} J_{\mu\nu}^{PD} &= \frac{1}{3} D^{\alpha\alpha'} \text{tr}[(\tilde{\gamma}_\alpha \gamma_\nu \not{p}' \gamma_\mu \tilde{k} \tilde{\gamma}_{\alpha'} + \tilde{\gamma}_\alpha \tilde{k} \gamma_\nu \not{p}' \gamma_\mu \tilde{\gamma}_{\alpha'}) \mathcal{P}_S] \\ &= \frac{1}{3} \tilde{k}^2 \text{tr}[(\tilde{k} \gamma_\nu \not{p}' \gamma_\mu + \gamma_\nu \not{p}' \gamma_\mu \tilde{k}) \mathcal{P}_S \\ &\quad - \frac{1}{3} (\tilde{\gamma}_\alpha \gamma_\nu \not{p}' \gamma_\mu \tilde{k} \tilde{\gamma}^\alpha + \tilde{\gamma}_\alpha \tilde{k} \gamma_\nu \not{p}' \gamma_\mu \tilde{\gamma}^\alpha) \mathcal{P}_S], \quad (\text{A78}) \end{aligned}$$

where, in this term, $\mathcal{P}_S \rightarrow M + \not{P} \gamma^5 \mathcal{S}$. The unpolarized terms cancel, and using the identities

$$\begin{aligned} \tilde{k} \not{P} \not{S} \gamma^5 \mathcal{S} + \not{P} \not{S} \gamma^5 \tilde{k} &= 2(\tilde{k} \cdot S) \not{P} \gamma^5 \\ \tilde{k} \tilde{\gamma}_\alpha \not{P} \not{S} \gamma^5 \tilde{\gamma}^\alpha + \tilde{\gamma}_\alpha \not{P} \not{S} \gamma^5 \tilde{\gamma}^\alpha \tilde{k} &= -2(\tilde{k} \cdot S) \not{P} \gamma^5, \quad (\text{A79}) \end{aligned}$$

this trace reduces to

$$J_{\mu\nu}^{PD} = \frac{8}{9} \tilde{k}^2 (\tilde{k} \cdot S) \text{tr}[\gamma_\nu \not{p}' \gamma_\mu \not{P} \gamma^5] \rightarrow -\frac{4}{9} \mathbf{k}^2 I_{\nu\mu}^{SP}|_p, \quad (\text{A80})$$

where $I^{SP}|_p$ was given above, Eq. (A63). This term contributes to both \tilde{G}_1 and G_2 , giving

$$\begin{aligned} \nu \tilde{G}_1^{I=1} &= \frac{2}{9} a_{PD} (e_q^2)^1 h_q^2(x) \\ \frac{\nu^2}{M} G_2^{I=1} &= \frac{2}{9} a_{PD} (e_q^2)^1 [h_q^3(x) - h_q^2(x)], \quad (\text{A81}) \end{aligned}$$

where the result has been expressed in terms of the new structure functions

$$\begin{aligned} h_q^2(x) &= \frac{M m_s}{(4\pi)^2} \int_\zeta^\infty d\chi k^3 z_0 \psi_q^D(\chi) \psi_q^P(\chi) \\ h_q^3(x) &= \frac{M m_s}{(4\pi)^2} \int_\zeta^\infty d\chi \frac{k^4 (1 - z_0^2)}{4Mx} \psi_q^D(\chi) \psi_q^P(\chi). \quad (\text{A82}) \end{aligned}$$

Evaluating this for the proton gives

$$\begin{aligned} g_1^p(x) &= \frac{2}{9} a_{PD} [e_u^2 h_u^2(x) + 2e_d^2 h_d^2(x)] \\ g_2^p(x) &= \frac{2}{9} a_{PD} (e_u^2 [h_u^3(x) - h_u^2(x)] + 2e_d^2 [h_d^3(x) - h_d^2(x)]). \quad (\text{A83}) \end{aligned}$$

Note that the structure of these terms is similar to the SP interference terms, except for the charge weightings, which is parallel the SD interference terms.

APPENDIX B: DETAILS IN THE DERIVATION OF THE DIS FORMULAE

First, evaluate the average of \tilde{k}_α over the directions of \mathbf{k}_\perp . Using the fact that the wave functions are independent of the direction of \mathbf{k}_\perp , and that $P \cdot \tilde{k} = 0$, we use the fact that the integral can depend only on

$$\tilde{q} = q - \frac{(P \cdot q)P}{M^2} = q - \frac{\nu P}{M}, \quad (\text{B1})$$

which gives

$$\frac{1}{2\pi} \int d\Omega_{k_\perp} \tilde{k}_\alpha = B_1 \tilde{q}_\alpha. \quad (\text{B2})$$

The coefficient B_1 is therefore

$$B_1 = \frac{\tilde{k} \cdot \tilde{q}}{\tilde{q}^2} = \frac{M(k \cdot q) - \nu(k \cdot P)}{M\tilde{q}^2} = \frac{k_z}{|\mathbf{q}|} \rightarrow \frac{k_z}{\nu}, \quad (\text{B3})$$

where the last expression is the result in the DIS limit. The average over $p'_\alpha = q + P - k = q + BP - \tilde{k}$ [where $B = 1 - (k \cdot P)/M^2$] follows immediately:

$$\frac{1}{2\pi} \int d\Omega_{k_\perp} p'_\alpha = q_\alpha + BP_\alpha - B_1 \tilde{q}_\alpha = A_1 P_\alpha + A_2 q_\alpha, \quad (\text{B4})$$

where A_1 and A_2 are

$$A_1 = B + B_1 \frac{\nu}{M} \rightarrow 1 - \frac{k_-}{M} = x \quad A_2 = 1 - B_1 \rightarrow 1. \quad (\text{B5})$$

The second integral we encounter is the average

$$\frac{1}{2\pi} \int d\Omega_{k_\perp} \tilde{k}_\alpha \tilde{k}_\beta = C_1 \tilde{g}_{\alpha\beta} + C_2 \tilde{q}_\alpha \tilde{q}_\beta, \quad (\text{B6})$$

where \tilde{g} was defined in Eq. (2.17). The simple form (B6) follows from the conditions that the contraction of P into either index must give zero. The coefficients are found from the relations

$$\tilde{k}^2 = 3C_1 + C_2 \tilde{q}^2 \quad (q \cdot \tilde{k})^2 = C_1 \tilde{q}^2 + C_2 \tilde{q}^4, \quad (\text{B7})$$

giving

$$C_1 = \frac{\tilde{q}^2 \tilde{k}^2 - (q \cdot \tilde{k})^2}{2\tilde{q}^2} \quad C_2 = \frac{3(q \cdot \tilde{k})^2 - \tilde{q}^2 \tilde{k}^2}{2\tilde{q}^4}. \quad (\text{B8})$$

Noting that $\tilde{q}^2 = -\mathbf{q}^2$ and $\tilde{k} = -\mathbf{k}^2$, we can write

$$\begin{aligned} C_1 &= -\frac{1}{2} k_\perp^2 = -\frac{1}{2} \mathbf{k}^2 \sin^2 \theta \\ C_2 &= \frac{1}{\mathbf{q}^2} \left[\frac{3}{2} k_z^2 - \frac{1}{2} \mathbf{k}^2 \right] = \frac{1}{\mathbf{q}^2} \left[k_z^2 - \frac{1}{2} k_\perp^2 \right]. \quad (\text{B9}) \end{aligned}$$

In the DIS limit

$$\tilde{q}^2 = -\left(Q^2 + \frac{(P \cdot q)^2}{M^2}\right) \rightarrow -\nu^2, \quad (\text{B10})$$

we may write

$$C_2 \rightarrow \frac{1}{\nu^2} \left[k_z^2 - \frac{1}{2} k_\perp^2 \right]. \quad (\text{B11})$$

To express C_2 in terms of k_\perp^2 , we note that

$$k_- = M(1-x) = E_s - k_z = \sqrt{m_s^2 + k_\perp^2 + k_z^2} - k_z. \quad (\text{B12})$$

Solving for k_z gives

$$k_z = \frac{m_s^2 + k_\perp^2}{2M(1-x)} - \frac{1}{2} M(1-x), \quad (\text{B13})$$

and hence

$$\begin{aligned} C_2 &\rightarrow \frac{1}{\nu^2} \left[\frac{(m_s^2 + k_\perp^2)^2}{4M^2(1-x)^2} - \frac{1}{2} (m_s^2 + 2k_\perp^2) + \frac{1}{4} M^2(1-x)^2 \right] \\ &\equiv \frac{1}{\nu^2} c_2. \end{aligned} \quad (\text{B14})$$

Even though C_2 is very small, it cannot be neglected because it multiplies a large term.

Note that

$$\tilde{k}^2 - 3C_1 = C_2 \tilde{q}^2 \rightarrow -c_2 = -k_z^2 + \frac{1}{2} k_\perp^2. \quad (\text{B15})$$

APPENDIX C: IDENTITY FOR THE REDUCTION OF THE HADRONIC TENSOR

Here, we prove an identity needed for the calculation of the P -state contributions to the hadronic tensor. This is

$$\begin{aligned} i\epsilon_{\mu\nu\alpha\beta} P^\alpha S^\beta - \frac{q_\mu}{q^2} i\epsilon_{\lambda\nu\alpha\beta} q^\lambda P^\alpha S^\beta - \frac{q_\nu}{q^2} i\epsilon_{\mu\lambda\alpha\beta} q^\lambda P^\alpha S^\beta \\ = E_1 J_1 + E_2 J_2. \end{aligned} \quad (\text{C1})$$

To prove this identity, note that both sides conserve current and are antisymmetric; therefore, the coefficients E_i can be determined by requiring the projections $P^\mu T_{\mu\nu}$ and $S^\mu T_{\mu\nu}$ be equal. This gives

$$E_1 = -\frac{M}{2x} \quad E_2 = \frac{M^3}{Q^2} = \frac{M^2}{2\nu x}. \quad (\text{C2})$$

In our calculation, we were able to ignore terms proportional to q_μ or q_ν . If these terms are dropped, the identity becomes

$$i\epsilon_{\mu\nu\alpha\beta} P^\alpha S^\beta \rightarrow E_1 J_1 + E_2 J_2. \quad (\text{C3})$$

-
- [1] J. Ashman *et al.* (European Muon Collaboration), *Phys. Lett. B* **206**, 364 (1988).
- [2] J. Ashman *et al.* (European Muon Collaboration), *Nucl. Phys. B* **328**, 1 (1989).
- [3] J. R. Ellis and R. L. Jaffe, *Phys. Rev. D* **9**, 1444 (1974); **10**, 1669(E) (1974).
- [4] R. L. Jaffe and A. Manohar, *Nucl. Phys. B* **337**, 509 (1990).
- [5] S. E. Kuhn, J.-P. Chen, and E. Leader, *Prog. Part. Nucl. Phys.* **63**, 1 (2009). In our notation, the hadronic tensor is multiplied by an extra factor of π , the normalization differs by a factor of M , and the indices μ and ν are interchanged, so the correspondences are $F_1 \rightarrow MW_1$, $F_2 \rightarrow \nu W_2$, $M^2 G_1^{\text{KCL}} \rightarrow G_1^{\text{GRP}}$, and $M^2 G_2^{\text{KCL}} \rightarrow G_2^{\text{GRP}}$.
- [6] J. P. Chen, *Int. J. Mod. Phys. E* **19**, 1893 (2010).
- [7] X.-D. Ji, *Phys. Rev. Lett.* **78**, 610 (1997).
- [8] X.-D. Ji, *Phys. Rev. D* **58**, 056003 (1998).
- [9] J. P. Chen, A. Deur, S. Kuhn, and Z. E. Meziani, *J. Phys. Conf. Ser.* **299**, 012005 (2011).
- [10] B. W. Filippone and X. D. Ji, *Adv. Nucl. Phys.* **26**, 1 (2002).
- [11] B. L. G. Bakker, E. Leader, and T. L. Trueman, *Phys. Rev. D* **70**, 114001 (2004).
- [12] F. Gross, *Phys. Rev.* **186**, 1448 (1969).
- [13] F. Gross, *Phys. Rev. D* **10**, 223 (1974).
- [14] F. Gross, *Phys. Rev. C* **26**, 2203 (1982).
- [15] F. Gross, G. Ramalho, and M. T. Peña, *Phys. Rev. C* **77**, 015202 (2008).
- [16] G. Ramalho, M. T. Peña, and F. Gross, *Eur. Phys. J. A* **36**, 329 (2008).
- [17] G. Ramalho, M. T. Peña, and F. Gross, *Phys. Rev. D* **78**, 114017 (2008).
- [18] G. Ramalho and M. T. Peña, *J. Phys. G* **36**, 085004 (2009).
- [19] G. Ramalho, M. T. Peña, and F. Gross, *Phys. Lett. B* **678**, 355 (2009).
- [20] G. Ramalho, M. T. Peña, and F. Gross, *Phys. Rev. D* **81**, 113011 (2010).
- [21] G. Ramalho and K. Tsushima, *Phys. Rev. D* **81**, 074020 (2010).
- [22] G. Ramalho and M. T. Peña, *Phys. Rev. D* **84**, 033007 (2011).
- [23] G. Ramalho and K. Tsushima, *Phys. Rev. D* **82**, 073007 (2010).
- [24] F. Gross, G. Ramalho, and M. T. Peña, *Phys. Rev. C* **77**, 035203 (2008).
- [25] F. Gross, G. Ramalho, and K. Tsushima, *Phys. Lett. B* **690**, 183 (2010).
- [26] G. Ramalho and K. Tsushima, *Phys. Rev. D* **84**, 054014 (2011).
- [27] F. Gross, G. Ramalho, and M. T. Peña, *Phys. Rev. D* **85**, 093005 (2012); Referred to as Paper I.
- [28] C. E. Carlson and N. C. Mukhopadhyay, *Phys. Rev. D* **58**, 094029 (1998). Our normalization of the states differs by a factor of $2M$, and our hadronic tensor is multiplied by an extra factor of 2π and has $\mu \leftrightarrow \nu$, so that $\{W_1, W_2, G_1, G_2\}^{\text{CM}} \rightarrow \{W_1, W_2, G_1, G_2\}^{\text{GRP}}$.

- [29] Z. Batiz and F. Gross, *Phys. Rev. C* **58**, 2963 (1998).
- [30] A.D. Martin, R.G. Roberts, W.J. Stirling, and R.S. Thorne, *Phys. Lett. B* **531**, 216 (2002).
- [31] E. Leader, A. V. Sidorov, and D. B. Stamenov, *Phys. Rev. D* **82**, 114018 (2010).
- [32] S. Wandzura and F. Wilczek, *Phys. Lett.* **72B**, 195 (1977).
- [33] N. Isgur, *Phys. Rev. D* **59**, 034013 (1999).
- [34] F. Myhrer and A.W. Thomas, *J. Phys. G* **37**, 023101 (2010).
- [35] I. C. Cloet, W. Bentz, and A. W. Thomas, *Phys. Lett. B* **659**, 214 (2008).
- [36] S.N. Syritsyn, J.R. Green, J. W. Negele, A. V. Pochinsky, M. Engelhardt, P. Hagler, B. Musch, and W. Schroers, [arXiv:1111.0718](https://arxiv.org/abs/1111.0718).
- [37] R. Schiavilla, V.G.J. Stoks, W. Gloeckle, H. Kamada, A. Nogga, J. Carlson, R. Machleidt, V.R. Pandharipande, R.B. Wiringa, A. Kievsky, S. Rosati, and M. Viviani, *Phys. Rev. C* **58**, 1263 (1998).
- [38] C.E. Carlson and F. Gross, *Phys. Lett.* **74B**, 404 (1978).
- [39] N. Isgur, G. Karl, and R. Koniuk, *Phys. Rev. D* **25**, 2394 (1982).
- [40] N. Isgur and G. Karl, *Phys. Rev. D* **20**, 1191 (1979).
- [41] H. Garcilazo, A. Valcarce, and F. Fernandez, *Phys. Rev. C* **64**, 058201 (2001).
- [42] A. Valcarce, H. Garcilazo, F. Fernandez, and P. Gonzalez, *Rep. Prog. Phys.* **68**, 965 (2005).
- [43] B. Adeva *et al.* (Spin Muon Collaboration), *Phys. Rev. D* **58**, 112001 (1998).
- [44] K. Abe *et al.* (E143 Collaboration), *Phys. Rev. D* **58**, 112003 (1998).
- [45] A. Airapetian *et al.* (HERMES Collaboration), *Phys. Rev. D* **75**, 012007 (2007).
- [46] M.G. Alekseev *et al.* [], *Phys. Lett. B* **690**, 466 (2010).
- [47] K. Abe *et al.* (E154 Collaboration), *Phys. Lett. B* **404**, 377 (1997).
- [48] X. Zheng *et al.* (Jefferson Lab Hall A Collaboration), *Phys. Rev. C* **70**, 065207 (2004).
- [49] K. Kramer, D. S. Armstrong, T.D. Averett, W. Bertozzi, S. Binet, C. Butuceanu, A. Camsonne, and G. D. Cates *et al.*, *Phys. Rev. Lett.* **95**, 142002 (2005).
- [50] P.L. Anthony *et al.* (E155 Collaboration), *Phys. Lett. B* **553**, 18 (2003).